


 **ANCHOR**

by **Panasonic**

Fans



Soch Badlo...
Hawa Toh Badalti Rahegi!

NAYI HAWA
NAYI SOCH

Stars hai
toh savings hai...



INTRODUCTION

Growing in strength and stature for 60+ years, PLSIND is recognized for its product quality, trust & innovation. Joining forces with Panasonic in 2007, the company today employs 9,500+ professionals, and is constantly looking to expand its horizons.

The Fans division of Panasonic Life Solutions Pvt. Ltd. constantly endeavours to deliver stellar products to the end-user and is vital towards the growth of Anchor as a preferred brand.



Established
1963



Aquisition
Apr, 2007



Sales
₹60+ Billion



Headquarter
Thane, India



Sales Offices
30



Organisation Strength
9500+



Factories
6

HIGH ENERGY EFFICIENT RANGE (BLDC)

Beat soaring energy prices with our range of BLDC products

These stylish, efficient fans are designed with advanced technology to deliver maximum comfort while consuming minimal energy. Choose BLDC for superior ventilation and unmatched quality!



Specification

| Sweep (mm) | Speed (RPM) | Power (W) | Air Delivery (CMM) |
|------------|-------------|-----------|--------------------|
| 1200 | 360 | 34 | 225 |

IGNITE

NEW



34W POWER



Features

• Made From  Material

- Copper & antique brass finish for super premium aesthetics
- Wider blade for higher air thrust
- Remote control operation for fan ON/OFF & 5 speed
- Full RPM even at low voltage
- Super-efficient less noise motor
- Safety wire for extra safety
- BEE 5 star rating for energy saving

| Saving Calculation | IGNITE | Ordinary Fan |
|---------------------------------------------------|---------|--------------|
| Power Consumption per hour @ Highest speed (watt) | 34 | 75 |
| Unit Consumed per month @ 16 hrs./day | 16.3 | 36 |
| Electricity cost @ ₹ 9.5/unit for 2 years | ₹ 3,721 | ₹8,208 |
| Savings in 2 years | ₹4,487 | |

| | | |
|---------------------------------------------------------------------|------------------------------------------------------------------------------------------------------------------------------------------------------------------------------------------------------------------------------------------------------|--|
| Remote control is lost & Ceiling Fan not rotating when switch is ON | We can operate the Ceiling Fan by manual mode as mentioned below. | |
| | Condition 1 : Fan ON through remote 1 st Cycle: OFF → ON (5 Sec. immediate) → 2 nd Cycle: OFF → ON (5 Sec. immediate) → 3 rd Cycle: OFF → ON (5 Sec. immediate) → Fan will ON (at 4 th speed) | |
| | Condition 2 : Fan OFF through remote 1 st Cycle: OFF → ON (5 Sec. immediate) → 2 nd Cycle: OFF → ON (5 Sec. immediate) → 3 rd Cycle: OFF → ON (5 Sec. immediate) → Fan will ON (at 4 th speed) | |



For Environment & Health Protection



225 AIR DELIVERY



Brushed Copper
14314BCO



Brushed Brass
14314BBR



Ring Type Magnet

- Easy to assemble & replace.
- Motor Jam issue Eliminated.
- High Productivity.




Specification

| Sweep (mm) | Speed (RPM) | Power (W) | Air Delivery (CMM) |
|------------|-------------|-----------|--------------------|
| 1320 | 260 | 38 | 250 |

SKYCraft 1320

NEW



Metallic Dusky
14312MDK



250 AIR DELIVERY



38W POWER



Walnut Black
14312WBK



Pine White
14312PWH



Snow White
14312SWH



Lustrous Topaz
14312LTZ

Features

- Aerodynamic ABS blades are designed to enhance comfort by higher performance and lesser sound level
- Premium wooden texture & attractive finish for superior aesthetics
- Curvy motor body designed to match the blade profile for modern decor
- Full RPM even at low voltage
- Remote control operation for fan ON/OFF & 5 speed control
- BEE 5 star rating for energy saving
- Safety wire for extra safety

| | |
|---------------------------------------------------------------------|----------------------------------------------------------------------------------------------------------------------------------------------------------------------------------------------------------------------------------------------------------------------------------------------------------------------------------------------------------------------------------------------------------------------------------------------------------------------------------|
| Remote control is lost & Ceiling Fan not rotating when switch is ON | We can operate the Ceiling Fan by manual mode as mentioned below. Condition 1 : Fan ON through remote |
| | <p>1st Cycle: OFF → ON → OFF → ON → OFF → ON → Fan will ON (at 4th speed) 5 Sec. Immediate 5 Sec. Immediate 5 Sec. Immediate</p> <p>2nd Cycle: OFF → ON → OFF → ON → OFF → ON → Fan will ON (at 4th speed) 5 Sec. Immediate 5 Sec. Immediate 5 Sec. Immediate</p> <p>3rd Cycle: OFF → ON → OFF → ON → OFF → ON → Fan will ON (at 4th speed) 5 Sec. Immediate 5 Sec. Immediate 5 Sec. Immediate</p> |
| | Condition 2 : Fan OFF through remote |
| | <p>1st Cycle: OFF → ON → OFF → ON → OFF → ON → Fan will ON (at 4th speed) 5 Sec. Immediate 5 Sec. Immediate 5 Sec. Immediate</p> <p>2nd Cycle: OFF → ON → OFF → ON → OFF → ON → Fan will ON (at 4th speed) 5 Sec. Immediate 5 Sec. Immediate 5 Sec. Immediate</p> <p>3rd Cycle: OFF → ON → OFF → ON → OFF → ON → Fan will ON (at 4th speed) 5 Sec. Immediate 5 Sec. Immediate 5 Sec. Immediate</p> |

| Saving Calculation | SKYCRAFT 1320 | Ordinary Fan |
|---------------------------------------------------|---------------|--------------|
| Power Consumption per hour @ Highest speed (watt) | 38 | 75 |
| Unit Consumed per month @ 16 hrs./day | 18.2 | 36 |
| Electricity cost @ ₹ 9.5/unit for 2 years | ₹ 4,159 | ₹ 8,208 |
| Savings in 2 years | ₹4,049 | |



For Environment & Health Protection



Specification

| Sweep (mm) | Speed (RPM) | Power (W) | Air Delivery (CMM) |
|------------|-------------|-----------|--------------------|
| 600 | 360 | 35 | 140 |

SKYCraft 600

NEW



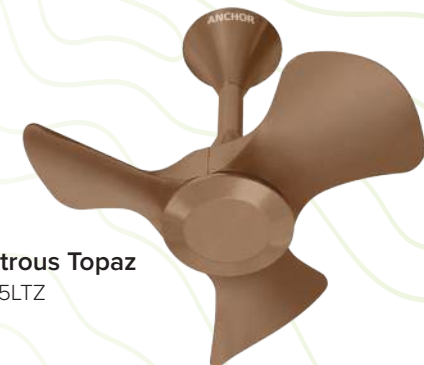
Snow White
14315SWH



140 AIR DELIVERY



Walnut Wood
14315WWD



Lustrous Topaz
14315LTZ



Metallic Dusky
14315MDK



35W POWER



Features

- High performance, comfort at low noise
- Premium attractive metallic & wooden finish for superior aesthetics
- Full RPM even at low voltage
- Pre-paired RF remote control operation for fan ON/OFF & 5 speed control
- BEE 5 star rating for energy saving
- Aerodynamic ABS blade for higher air delivery
- Safety wire for extra safety

| | | | |
|---------------------------------------------------------------------|-------------------------------------------------------------------|-------------------------------------------------------|-------------------------------------------------------|
| Remote control is lost & Ceiling Fan not rotating when switch is ON | We can operate the Ceiling Fan by manual mode as mentioned below. | | |
| | Condition 1 : Fan ON through remote | | |
| | 1 st Cycle OFF → ON 5 Sec. Immediate | 2 nd Cycle OFF → ON 5 Sec. Immediate | 3 rd Cycle OFF → ON 5 Sec. Immediate |
| | Fan will ON (at 4 th speed) | | |
| | Condition 2 : Fan OFF through remote | | |
| | 1 st Cycle OFF → ON 5 Sec. Immediate | 2 nd Cycle OFF → ON 5 Sec. Immediate | 3 rd Cycle OFF → ON 5 Sec. Immediate |
| | Fan will ON (at 4 th speed) | | |
| | | | |

| Saving Calculation | SKYCRAFT 600 | Ordinary Fan |
|---------------------------------------------------|--------------|--------------|
| Power Consumption per hour @ Highest speed (watt) | 35 | 60 |
| Unit Consumed per month @ 16 hrs./day | 16.8 | 28.8 |
| Electricity cost @ ₹ 9.5/unit for 2 years | ₹3,830 | ₹6566.40 |
| Savings in 2 years | ₹2,736 | |



Ring Type Magnet

- Easy to assemble & replace.
- Motor Jam issue Eliminated.
- High Productivity.



For Environment & Health Protection



Specification

| Sweep (mm) | Speed (RPM) | Power (W) | LED (W) | Air Delivery (CMM) |
|------------|-------------|-----------|---------|--------------------|
| 815 | 380 | 31 | 10 | 175 |

SKYCraft 815 LS

NEW



Snow White
14317SWH



175 AIR DELIVERY



31W POWER



Midnight Black
14317MBK



Metallic Dusky
14317MDK



Frosty Blue
14317FBU

Features

- LED available in 3 colours : Cool White, Natural White & Warm White
- Aerodynamic ABS blades are designed to enhance comfort by higher performance and lesser sound level
- Premium attractive finish for superior aesthetics
- Full RPM even at low voltage
- Pre-paired RF remote control operation for LED & fan ON/OFF & 6 speed control
- BEE 5 star rating for energy saving
- Super-efficient less noise motor
- Safety wire for extra safety

| | |
|---------------------------------------------------------------------|------------------------------------------------------------------------------------------------------------------------------------------------------------------------------------------------------------------------------------------------------------------------------------------------------------------------------------------------------------------------------------------------------------------------------------------------------------------------------------------------------------------------|
| Remote control is lost & Ceiling Fan not rotating when switch is ON | We can operate the Ceiling Fan by manual mode as mentioned below. |
| | <p>Condition 1 : Fan ON through remote</p> <p>1st Cycle: OFF → ON (5 Sec. Immediate) → 2nd Cycle: OFF → ON (5 Sec. Immediate) → 3rd Cycle: OFF → ON (5 Sec. Immediate) → Fan will ON (at 4th speed)</p> <p>Condition 2 : Fan OFF through remote</p> <p>1st Cycle: OFF → ON (5 Sec. Immediate) → 2nd Cycle: OFF → ON (5 Sec. Immediate) → 3rd Cycle: OFF → ON (5 Sec. Immediate) → Fan will ON (at 4th speed)</p> |

| Saving Calculation | SKYCRAFT 815 LS (Only Fan) | Ordinary Fan |
|---------------------------------------------------|----------------------------|--------------|
| Power Consumption per hour @ Highest speed (watt) | 31 | 65 |
| Unit Consumed per month @ 16 hrs./day | 14.9 | 31 |
| Electricity cost @ ₹ 9.5/unit for 2 years | ₹3,393 | ₹7,114 |
| Savings in 2 years | ₹3,721 | |



Cool White



Natural White



Warm White



Ring Type Magnet

- Easy to assemble & replace.
- Motor Jam issue Eliminated.
- High Productivity.



For Environment & Health Protection



ANCHOR

Specification

| Sweep (mm) | Speed (RPM) | Power (W) | LED (W) | Air Delivery (CMM) |
|------------|-------------|-----------|---------|--------------------|
| 1200 | 360 | 34 | 20 | 225 |

ROSALYN LS



Creame White
14307CWH



225 AIR DELIVERY



34W POWER



Choco Brown
14307CBR

Features

- LED available in 3 colours : Cool White, Natural White & Warm White
- Pre-paired RF remote control operation for LED & fan ON/OFF & 6 speed control
- Full RPM even at low voltage with super efficient less noise motor
- Safety wire for extra safety

| | | |
|---------------------------------------------------------------------|--------------------------------------------------------------------------|------------------------------------------------------------------------------------------------------------|
| Remote control is lost & Ceiling Fan not rotating when switch is ON | We can operate the Ceiling Fan by manual mode as mentioned below. | |
| | Condition 1 : Fan ON through remote | Receiver kit beep three times and fan speed will increase by 1 speed. |
| | 1 st Cycle OFF → ON → OFF → ON 1-3 Sec. Immediate 1-3 Sec. | If we repeat again, then speed will increase by 1 speed again and the same will be repeat up to max speed. |
| | Condition 2 : Fan OFF through remote | Receiver kit beep three times and fan speed will set to 1 st speed. |
| | 1 st Cycle OFF → ON → OFF → ON 1-3 Sec. Immediate 1-3 Sec. | If we repeat again, then speed will increase by 1 speed again and the same will be repeat up to max speed. |

| Saving Calculation | ROSALYN LS (Only Fan) | Ordinary Fan |
|---------------------------------------------------|-----------------------|--------------|
| Power Consumption per hour @ Highest speed (watt) | 34 | 75 |
| Unit Consumed per month @ 16 hrs./day | 16.3 | 36 |
| Electricity cost @ ₹ 9.5/unit for 2 years | ₹3,721 | ₹8,208 |
| Savings in 2 years | ₹4,487 | |



Cool White



Natural White



Warm White



Ring Type Magnet

- Easy to assemble & replace.
- Motor Jam issue Eliminated.
- High Productivity.



For Environment & Health Protection



Specification

| Sweep (mm) | Speed (RPM) | Power (W) | Air Delivery (CMM) |
|------------|-------------|-----------|--------------------|
| 1200 | 270 | 40 | 260 |

ROSALYN DYNAMIC



Pearl White
14227PWH



Pearl Winter Blue
14227PWB



Dark Rich Wood
14227DRW



Glossy White
14227GWH



260 AIR DELIVERY



40W POWER



Features

- Premium attractive glossy finish & wooden texture for superior aesthetics
- Aerodynamic ABS blades are designed to enhance comfort by higher performance and lesser sound level
- Pre-paired RF remote control operation for fan ON/OFF & 5 speed control
- Full RPM even at low voltage with super efficient less noise motor
- Safety wire for extra safety

| | | | |
|---------------------------------------------------------------------|-------------------------------------------------------------------|---------------------------------------------------------|---------------------------------------------------------|
| Remote control is lost & Ceiling Fan not rotating when switch is ON | We can operate the Ceiling Fan by manual mode as mentioned below. | | |
| | Condition 1 : Fan ON through remote | | |
| | 1 st Cycle OFF → ON 5 Sec. | 2 nd Cycle → OFF → ON Immediate 5 Sec. | 3 rd Cycle → OFF → ON Immediate 5 Sec. |
| | Fan will ON (at 4 th speed) | | |
| Condition 2 : Fan OFF through remote | | | |
| 1 st Cycle OFF → ON 5 Sec. | 2 nd Cycle → OFF → ON Immediate 5 Sec. | 3 rd Cycle → OFF → ON Immediate 5 Sec. | Fan will ON (at 4 th speed) |

| Saving Calculation | ROSALYN DYNAMIC | Ordinary Fan |
|---------------------------------------------------|-----------------|--------------|
| Power Consumption per hour @ Highest speed (watt) | 40 | 75 |
| Unit Consumed per month @ 16 hrs./day | 19.2 | 36 |
| Electricity cost @ ₹ 9.5/unit for 2 years | ₹4,378 | ₹8,208 |
| Savings in 2 years | ₹3,830 | |



Ring Type Magnet

- Easy to assemble & replace.
- Motor Jam issue Eliminated.
- High Productivity.



For Environment & Health Protection



Specification

| Sweep (mm) | Speed (RPM) | Power (W) | LED (W) | Air Delivery (CMM) |
|------------|-------------|-----------|---------|--------------------|
| 1200 | 330 | 30 | 7 | 210 |

Vienna



Foliage Chrome
14236FCH



210 AIR DELIVERY



30W POWER



Foliage Brown
14236FBR

Features

- Slim design, combining sleek aesthetics with efficient performance
- Pre-paired RF remote control operation for LED (7W), fan ON/OFF & speed control, timer (2/4/6/8/10 hr)
- PCB controller on top for easy replacement/service
- Safety wire for extra safety
- Adjustable canopy for customizable installation

Remote control is lost & Ceiling Fan not rotating when switch is ON

We can operate the Ceiling Fan by manual mode as mentioned below.
First OFF the supply switch when it's ON mode.

1st Cycle OFF → ON → OFF → ON → OFF → ON → Fan will ON (at 4th speed)
5-7 Sec. Immediate 5-7 Sec. Immediate 5-7 Sec. Immediate

| Saving Calculation | VIENNA (Only Fan) | Ordinary Fan |
|---------------------------------------------------|-------------------|--------------|
| Power Consumption per hour @ Highest speed (watt) | 30 | 75 |
| Unit Consumed per month @ 16 hrs./day | 14.4 | 36 |
| Electricity cost @ ₹ 9.5/unit for 2 years | ₹3,283 | ₹8,208 |
| Savings in 2 years | ₹4,925 | |



Ring Type Magnet

- Easy to assemble & replace.
- Motor Jam issue Eliminated.
- High Productivity.



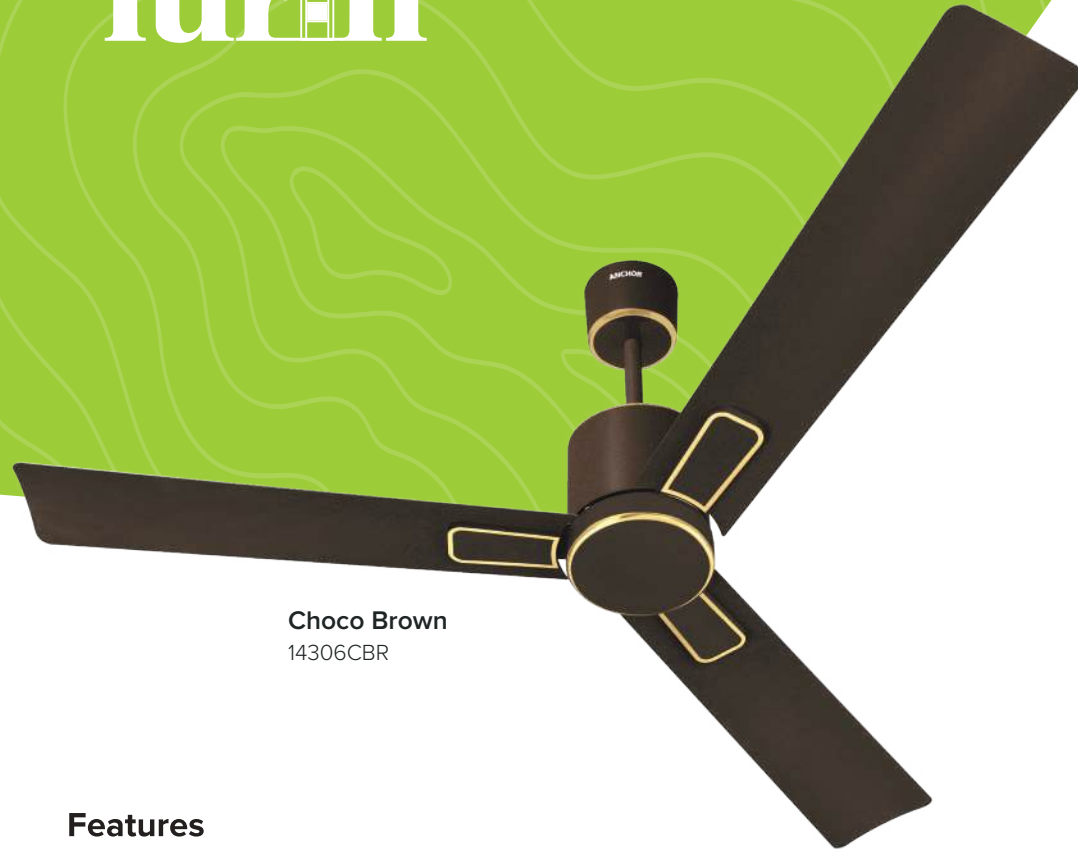
For Environment & Health Protection



Specification

| Sweep (mm) | Speed (RPM) | Power (W) | Air Delivery (CMM) |
|------------|-------------|-----------|--------------------|
| 1200 | 350 | 33 | 220 |

Turin




Choco Brown
14306CBR



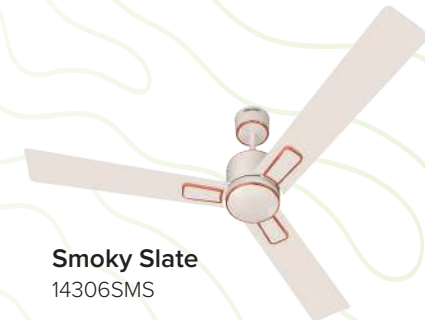
220 AIR DELIVERY



33W POWER



Maple Gold
14306MGL



Smoky Slate
14306SMS



Pearl Grey
14306PGY



Pearl White
14306PWH

Features

- Premium attractive glossy finish & wooden texture for superior aesthetics
- Compact design unique canopy, trim and body ring for modern decor
- Full RPM even at low voltage 130V with super efficient less noise motor
- PCB controller on top for easy replacement / service
- Pre-paired RF remote control operation for fan ON/OFF & 7 speed control
- Safety wire for extra safety

| | | |
|---------------------------------------------------------------------|-------------------------------------------------------------------|-------------------------------------------------------|
| Remote control is lost & Ceiling Fan not rotating when switch is ON | We can operate the Ceiling Fan by manual mode as mentioned below. | |
| | Condition 1 : Fan ON through remote | |
| | 1 st Cycle OFF → ON 5 Sec. Immediate | 2 nd Cycle OFF → ON 5 Sec. Immediate |
| | 3 rd Cycle OFF → ON 5 Sec. Immediate | Fan will ON (at 4 th speed) |
| | Condition 2 : Fan OFF through remote | |
| | 1 st Cycle OFF → ON 5 Sec. Immediate | 2 nd Cycle OFF → ON 5 Sec. Immediate |
| | 3 rd Cycle OFF → ON 5 Sec. Immediate | Fan will ON (at 4 th speed) |

| Saving Calculation | TURIN | Ordinary Fan |
|---------------------------------------------------|--------|--------------|
| Power Consumption per hour @ Highest speed (watt) | 33 | 75 |
| Unit Consumed per month @ 16 hrs./day | 15.8 | 36 |
| Electricity cost @ ₹ 9.5/unit for 2 years | ₹3,612 | ₹8,208 |
| Savings in 2 years | ₹4,596 | |



Ring Type Magnet

- Easy to assemble & replace.
- Motor Jam issue Eliminated.
- High Productivity.



For Environment & Health Protection



Specification

| Sweep (mm) | Speed (RPM) | Power (W) | LED (W) | Air Delivery (CMM) |
|------------|-------------|-----------|---------|--------------------|
| 1200 | 360 | 33 | 10 | 225 |

INSPIRIO DECO LS

NEW



Champagne Gold
14311CGL



225 AIR DELIVERY



33W POWER



Metallic Black
14311MBK



Cool Grey
14311CGY



Twilight Blue
14311TBU



Pearl White
14311PWH

Features

- LED available in 3 colours: Cool White, Warm White & Natural White
- Premium attractive metallic finish for superior aesthetics
- Full RPM even at low voltage
- Pre-paired RF remote control operation for LED & fan ON/OFF & 6 speed control
- BEE 5 star rating for energy saving
- Super-efficient less noise motor
- Safety wire for extra safety

| | | |
|---------------------------------------------------------------------|-------------------------------------------------------------------|-------------------------------------------------------|
| Remote control is lost & Ceiling Fan not rotating when switch is ON | We can operate the Ceiling Fan by manual mode as mentioned below. | |
| | Condition 1 : Fan ON through remote | |
| | 1 st Cycle OFF → ON 5 Sec. Immediate | 2 nd Cycle OFF → ON 5 Sec. Immediate |
| | 3 rd Cycle OFF → ON 5 Sec. Immediate | Fan will ON (at 4 th speed) |
| | Condition 2 : Fan OFF through remote | |
| | 1 st Cycle OFF → ON 5 Sec. Immediate | 2 nd Cycle OFF → ON 5 Sec. Immediate |
| | 3 rd Cycle OFF → ON 5 Sec. Immediate | Fan will ON (at 4 th speed) |
| | | |

| Saving Calculation | INSPIRIO DECO LS (Only Fan) | Ordinary Fan |
|---------------------------------------------------|-----------------------------|--------------|
| Power Consumption per hour @ Highest speed (watt) | 33 | 75 |
| Unit Consumed per month @ 16 hrs./day | 15.8 | 36 |
| Electricity cost @ ₹ 9.5/unit for 2 years | ₹3,612 | ₹8,208 |
| Savings in 2 years | ₹4,596 | |



Cool White



Natural White



Warm White



Ring Type Magnet

- Easy to assemble & replace.
- Motor Jam issue Eliminated.
- High Productivity.



For Environment & Health Protection

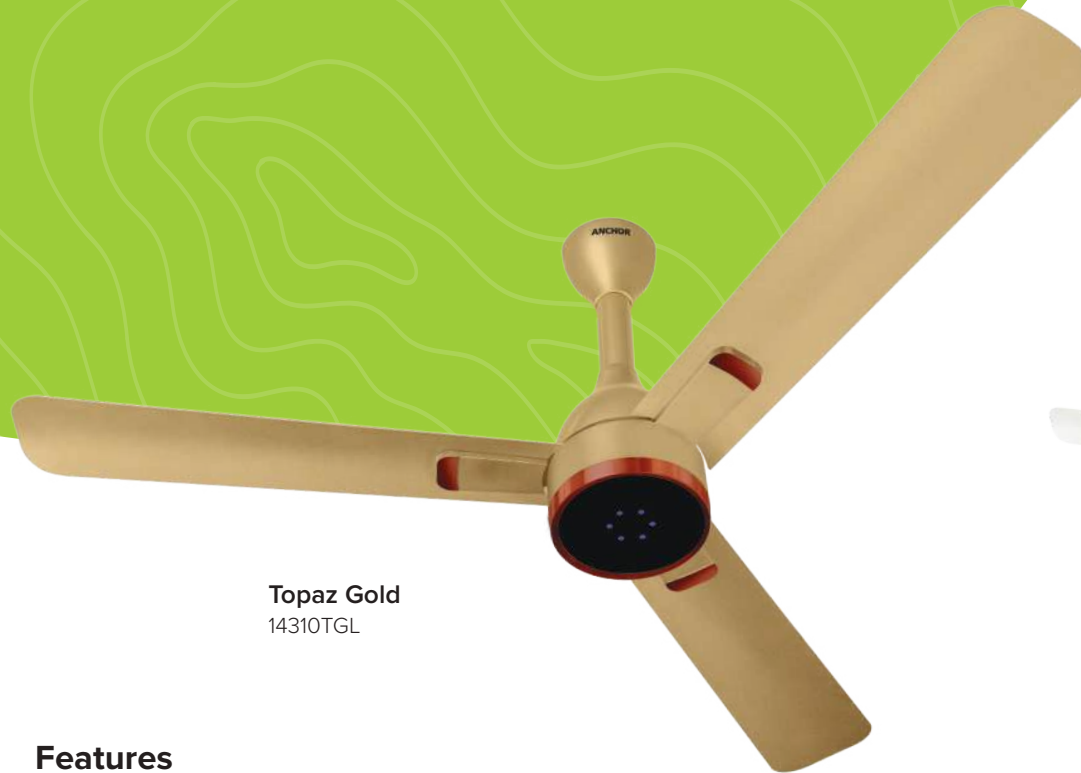


Specification

| Sweep (mm) | Speed (RPM) | Power (W) | Air Delivery (CMM) |
|------------|-------------|-----------|--------------------|
| 1200 | 360 | 33 | 225 |

INSPIRIO DECO

NEW



Topaz Gold
14310TGL



225 AIR DELIVERY



Pearl White
14310PWH



Caramel Brown
14310CBR



Burgandy
14310BGD



Pearl Ivory
14310PIV



Features

- Premium attractive metallic finish for superior aesthetics
- Seamless trim for modern decor with high-performance blades
- Full RPM even at low voltage
- Pre-paired RF remote control operation for LED & fan ON/OFF & 6 speed control
- 6 LED lights to indicate speed levels with remote control
- BEE 5 star rating for energy saving
- Super-efficient less noise motor
- Safety wire for extra safety

| | | | |
|---------------------------------------------------------------------|-------------------------------------------------------------------|------------------------------------------------|------------------------------------------------|
| Remote control is lost & Ceiling Fan not rotating when switch is ON | We can operate the Ceiling Fan by manual mode as mentioned below. | | |
| | Condition 1 : Fan ON through remote | | |
| | 1 st Cycle OFF → ON LED Blink | 2 nd Cycle OFF → ON LED Blink | 3 rd Cycle OFF → ON LED Blink |
| | Fan will ON (at 4 th speed) | | |
| | Condition 2 : Fan OFF through remote | | |
| | 1 st Cycle OFF → ON LED Blink | 2 nd Cycle OFF → ON LED Blink | 3 rd Cycle OFF → ON LED Blink |
| | Fan will ON (at 4 th speed) | | |
| | | | |

| Saving Calculation | INSPIRIO DECO | Ordinary Fan |
|---------------------------------------------------|---------------|--------------|
| Power Consumption per hour @ Highest speed (watt) | 33 | 75 |
| Unit Consumed per month @ 16 hrs./day | 15.8 | 36 |
| Electricity cost @ ₹ 9.5/unit for 2 years | ₹3,612 | ₹8,208 |
| Savings in 2 years | ₹4,596 | |



Ring Type Magnet

- Easy to assemble & replace.
- Motor Jam issue Eliminated.
- High Productivity.



For Environment & Health Protection



Specification

| Sweep (mm) | Speed (RPM) | Power (W) | Air Delivery (CMM) |
|------------|-------------|-----------|--------------------|
| 1200 | 350 | 30 | 220 |

INSPIRIO NEO

NEW



Smoke Brown
14309SBR

Features

- Premium attractive colours for everlasting looks
- Full RPM even at low voltage
- Pre-paired RF remote control operation for LED & fan ON/OFF & 6 speed control
- 6 LED lights to indicate speed levels with remote control
- BEE 5 star rating for energy saving
- Super-efficient less noise motor
- Black plastic bottom housing for dual colour combination
- Safety wire for extra safety

| | | |
|---------------------------------------------------------------------|---------------------------------------------------------------------------------------------------------------------------------------------------------------------------------------------------------------------------------------------------------------------------------------------------------------------------------------------------------------------------------------------------------------------------------------------------------------------------------------------------------------------------------------------------------------------------------------------------------------------------|--|
| Remote control is lost & Ceiling Fan not rotating when switch is ON | We can operate the Ceiling Fan by manual mode as mentioned below. | |
| | Condition 1 : Fan ON through remote 1 st Cycle: OFF → ON → OFF → ON → OFF → ON → Fan will ON (at 4 th speed) <small>LED Blink LED Blink LED Blink LED Blink LED Blink LED Blink</small> 2 nd Cycle: OFF → ON → OFF → ON → OFF → ON → Fan will ON (at 4 th speed) <small>LED Blink LED Blink LED Blink LED Blink LED Blink LED Blink</small> 3 rd Cycle: OFF → ON → OFF → ON → OFF → ON → Fan will ON (at 4 th speed) <small>LED Blink LED Blink LED Blink LED Blink LED Blink LED Blink</small> | |
| | Condition 2 : Fan OFF through remote 1 st Cycle: OFF → ON → OFF → ON → OFF → ON → Fan will ON (at 4 th speed) <small>LED Blink LED Blink LED Blink LED Blink LED Blink LED Blink</small> 2 nd Cycle: OFF → ON → OFF → ON → OFF → ON → Fan will ON (at 4 th speed) <small>LED Blink LED Blink LED Blink LED Blink LED Blink LED Blink</small> 3 rd Cycle: OFF → ON → OFF → ON → OFF → ON → Fan will ON (at 4 th speed) <small>LED Blink LED Blink LED Blink LED Blink LED Blink LED Blink</small> | |

| Saving Calculation | INSPIRIO NEO | Ordinary Fan |
|---------------------------------------------------|--------------|--------------|
| Power Consumption per hour @ Highest speed (watt) | 30 | 75 |
| Unit Consumed per month @ 16 hrs./day | 14.4 | 36 |
| Electricity cost @ ₹ 9.5/unit for 2 years | ₹3,283 | ₹8,208 |
| Savings in 2 years | ₹4,925 | |



30W POWER



220 AIR DELIVERY



Luster White
14309LWH



Expresso Brown
14309EBR



Ring Type Magnet

- Easy to assemble & replace.
- Motor Jam issue Eliminated.
- High Productivity.



For Environment & Health Protection



Specification

| Sweep (mm) | Speed (RPM) | Power (W) | Air Delivery (CMM) |
|------------|-------------|-----------|--------------------|
| 1200 | 350 | 32 | 210 |

ENERGYLINE ECO



Brown
14248BR



Smoky Brown
14248SBR



White
14248WH



210 AIR DELIVERY



32W POWER



Features

- Attractive colours for everlasting looks
- Full RPM even at low voltage 130V
- Pre-paired RF remote control operation with (2/4/6/8 hrs) and auto OFF function
- Speed control through remote
- PCB controller on top for easy replacement / service
- Safety wire for extra safety

Remote control is lost & Ceiling Fan not rotating when switch is ON

We can operate the Ceiling Fan by manual mode as mentioned below.
First OFF the supply switch when it's ON mode.

1st Cycle: OFF → ON → OFF → ON → OFF → ON → Fan will ON (at 4th speed)
5-7 Sec. Immediate 5-7 Sec. Immediate 5-7 Sec. Immediate

| Saving Calculation | ENERGYLINE ECO | Ordinary Fan |
|---------------------------------------------------|----------------|--------------|
| Power Consumption per hour @ Highest speed (watt) | 32 | 75 |
| Unit Consumed per month @ 16 hrs./day | 15.4 | 36 |
| Electricity cost @ ₹ 9.5/unit for 2 years | ₹ 3,502 | ₹8,208 |
| Savings in 2 years | ₹4,706 | |



Ring Type Magnet

- Easy to assemble & replace.
- Motor Jam issue Eliminated.
- High Productivity.



For Environment & Health Protection



PREMIUM RANGE

The sky is the ultimate symbol of limitlessness

The area covered by the fans in this range is as wide in the expanse as the sky itself, their premiumness evoking the ultimate ideal of the sky itself.



Specification

| Sweep (mm) | Speed (RPM) | Power (W) | Air Delivery (CMM) |
|------------|-------------|-----------|--------------------|
| 1200 | 350 | 50 | 225 |

Cycl@Vibe

NEW



IS 374



Rose Brown
14318RBR



Snow White
14318SWH

Features

- Enhanced motor stability to prevent speed drop in low voltage situations
- Premium attractive finish for superior aesthetics
- Rust-free aluminium blade with a wider design for higher air thrust
- High quality pre-greased double ball bearings for frictionless & less noise working
- Exclusive bulky trim and unique body ring design for modern aesthetics
- Safety wire for extra safety



For Environment &
Health Protection



DECORATIVE RANGE

Water flows in different ways - calm, smooth, strong and extreme

The fans in this category create air flow that's reminiscent of flowing water, its flexibility and fluidity. The decorative nature correlates with all the ways the flow of water itself can be aesthetic to watch.




Specification

| Sweep (mm) | Speed (RPM) | Power (W) | Air Delivery (CMM) |
|------------|-------------|-----------|--------------------|
| 1200 | 350 | 50 | 225 |

Frigate


NEW



Rose Brown
14327RBR



Soft Peach
4327SPH



Pearl Ivory
14327PIV



Olive Pastel
14327OPL



IS 374




Features

- Enhanced motor stability to prevent speed drop in low voltage situations
- High quality pre-greased double ball bearings for frictionless & less noise working
- Premium attractive finish for superior aesthetics
- Unique trim & body ring design for modern decor
- Rust-free aluminium blade with a wider design for higher air thrust
- Safety wire for extra safety



For Environment &
Health Protection



Specification

| Sweep (mm) | Speed (RPM) | Power (W) | Air Delivery (CMM) |
|------------|-------------|-----------|--------------------|
| 1200 | 370 | 50 | 225 |
| 900 | 440 | 36 | 130 |

PrimEra



Cocoa Brown
14301CBR



Metallic Copper Bronze
14301MCB



Harvest Gold
14301HGL



Angel White
14301AWH



Pearl White
14301PWH



Gradient Gold
14301GGL



Features

- Anti dust technology for easy dust cleaning
- Unique bulky trim & bodyring design for modern decor
- Rust free aluminum blade
- Wider blade for higher air thrust
- Safety wire for extra safety



For Environment &
Health Protection



STANDARD RANGE

Experience cooling that feels as natural as a breath of fresh air


Our fan collection reconnects you with nature, blending comfort and simplicity. Just like air itself, this range is essential—perfectly balanced between everyday practicality and refreshing relief.



Specification

| Sweep (mm) | Speed (RPM) | Power (W) | Air Delivery (CMM) |
|------------|-------------|-----------|--------------------|
| 1200 | 370 | 46 | 210 |
| 900 | 440 | 36 | 130 |


ALTRIX



Ruby
14294RB



Coffee Brown
14294CBR



Ivory
14294IV



Pearl Winter Blue
14294PWB



Luster White
14294LWH

Features

- High speed fan for greater air thrust
- Premium attractive colours for everlasting looks
- High quality double ball bearings for frictionless & less noise working
- Aluminium blade for longer life & rust free



For Environment &
Health Protection



Specification

| Sweep (mm) | Speed (RPM) | Power (W) | Air Delivery (CMM) |
|------------|-------------|-----------|--------------------|
| 600 | 810 | 57 | 115 |

ALTRIX 600



Coffee Brown
14296CBR



Ruby
14296RB



Ivory
14296IV



Luster White
14296LWH

Features

- High speed fan for greater air thrust
- Premium attractive colours for everlasting looks
- High quality double ball bearings for frictionless & less noise working
- Aluminium blade for longer life & rust free



For Environment &
Health Protection



HAND COOKING
ARTS & CRAFTS



ARCHITECTURE
ALGEBRA



ECO-DECO RANGE

The blades are crafted to move with swift precision-
mirroring the dynamic energy of fire

This segment of fans embodies sustainability, just as fire has long
been essential to the progress and survival of human civilization.



Specification

| Sweep (mm) | Speed (RPM) | Power (W) | Air Delivery (CMM) |
|------------|-------------|-----------|--------------------|
| 1200 | 380 | 47 | 215 |

CyclOAir


NEW



Copper Brown
14331CBR



Pearl Ivory
14331PIV



Midnight Berry
14331MBY

Features

- Premium attractive finish for superior aesthetics
- Unique trim & body ring design for modern decor
- High quality pre-greased double ball bearings for frictionless & less noise working
- Rust-free aluminium blade with a wider design for higher air thrust



For Environment &
Health Protection

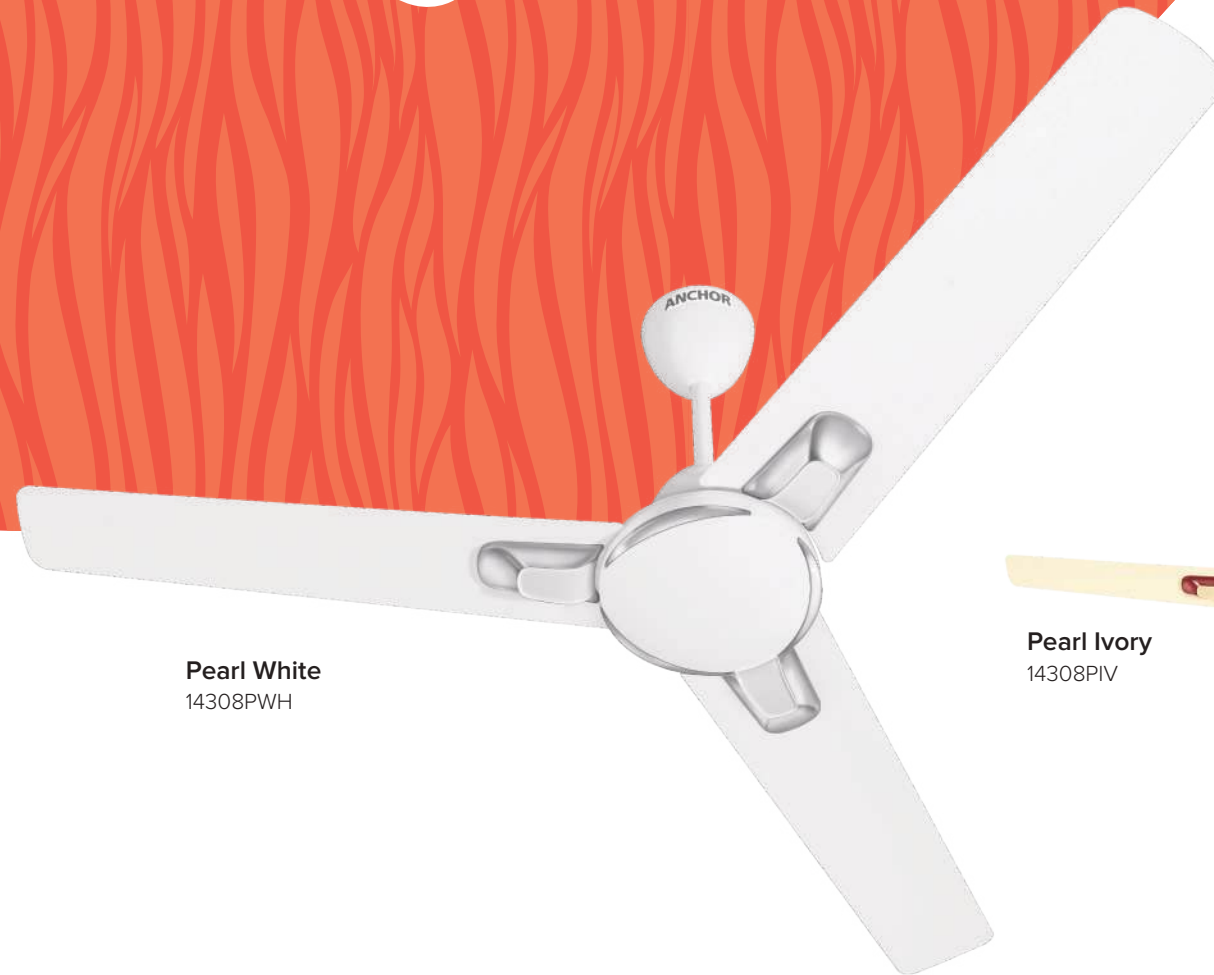


Specification

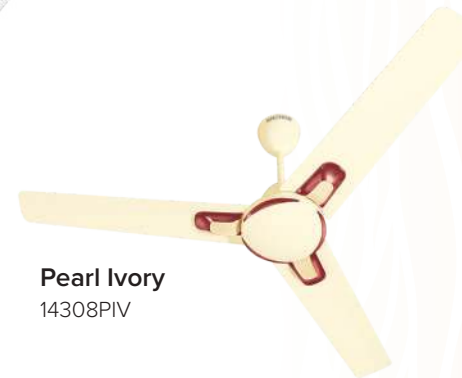
| Sweep (mm) | Speed (RPM) | Power (W) | Air Delivery (CMM) |
|------------|-------------|-----------|--------------------|
| 1200 | 350 | 47 | 215 |

GLIDEWind

NEW



Pearl White
14308PWH



Pearl Ivory
14308PIV



Rose Gold
14308RGL



Metallic Brown
14308MBR

Features

- Enhanced motor stability to prevent speed drop in low voltage situations
- Premium attractive finish for superior aesthetics
- Exclusive dual combination trim and 3-piece body ring design for modern aesthetics
- Rust free aluminum blade with a wider design for higher air thrust
- High quality pre-greased double ball bearings for frictionless & less noise working




For Environment &
Health Protection



Specification

| Sweep (mm) | Speed (RPM) | Power (W) | Air Delivery (CMM) |
|------------|-------------|-----------|--------------------|
| 1200 | 350 | 48 | 220 |

HAGEN



Angel White
14304AWH



Pearl Ivory
14304PIY



Crimson Red
14304CRD



IS 374



Features

- Available in glossy finish
- Unique trim & body ring design for modern decor
- Rust free aluminum blade
- Enhanced motor stability to prevent speed drop in low voltage conditions



For Environment &
Health Protection



Specification

| Sweep (mm) | Speed (RPM) | Power (W) | Air Delivery (CMM) |
|------------|-------------|-----------|--------------------|
| 1200 | 370 | 48 | 220 |
| 900 | 440 | 36 | 130 |

CROATIA



Mustard Gold
14299MGL



Daisy Chrome
14299DCH



Pearl Grey
14299PGY



Brownny Copper
14299BCR

Features

- Glossy & matt finish with aesthetic look
- Unique rectangular trim & body ring design for modern decor
- Rust free aluminum blade for longer durability
- High speed fan for higher air thrust



For Environment &
Health Protection



ANCHOR

Specification

| Sweep (mm) | Speed (RPM) | Power (W) | Air Delivery (CMM) |
|------------|-------------|-----------|--------------------|
| 1200 | 380 | 46 | 210 |

Flatodeco



Cobalt Blue
14303CBU



Garnet Copper
14303GCO



Graphite Grey
14303GGY

Features

- Matt & glossy metallic finish
- Premium attractive colours for everlasting look
- Unique bottom ring design for modern decor
- High speed fan for higher air thrust



For Environment &
Health Protection



Specification

| Sweep (mm) | Speed (RPM) | Power (W) | Air Delivery (CMM) |
|------------|-------------|-----------|--------------------|
| 1200 | 380 | 46 | 210 |

COOLER DECO



Honey Mist
14293HM

Features

- Premium attractive colours for everlasting looks
- Sleek trim and body ring design for modern decor
- High speed fan for higher air thrust



White Chrome
14293WCH



Ivory Copper
14293IVC



For Environment &
Health Protection



Specification

| Sweep (mm) | Speed (RPM) | Power (W) | Air Delivery (CMM) |
|------------|-------------|-----------|--------------------|
| 600 | 800 | 52 | 105 |

CYMOSE



White Chrome
14305WCH



Pearl Grey
14305PGY



Brownny Copper
14305BRC



Features

- Glossy & matt finish
- Unique trim & body ring design for modern decor
- Rust free aluminum blade
- High speed motor for good air delivery and air thrust



For Environment &
Health Protection



ECONOMY RANGE

The ground is strong and unshakable

Just like that solid foundation, the fans in this category deliver performance so steady and dependable, it naturally instills confidence in the consumer.



Specification

| Sweep (mm) | Speed (RPM) | Power (W) | Air Delivery (CMM) |
|------------|-------------|-----------|--------------------|
| 1400 | 310 | 55 | 250 |
| 1200 | 370 | 46 | 210 |
| 900 | 440 | 36 | 130 |


COOLKING



NEW



Smoke Brown
14285SBR



Ivory
14285IV



Brown
14285BR




White
14285WH

Features

- Powerful motor with silent operation
- Premium attractive colours for everlasting looks
- High speed fan for greater air thrust
- High quality double ball bearings for frictionless & less noise working



For Environment &
Health Protection




Specification

| Sweep (mm) | Speed (RPM) | Power (W) | Air Delivery (CMM) |
|------------|-------------|-----------|--------------------|
| 1200 | 370 | 46 | 210 |
| 900 | 440 | 36 | 130 |

COOLER



Smoke Brown
14283SBR



Ivory
14283IV



Brown
14283BR



White
14283WH



Features

- Powerful motor with silent operation
- Premium attractive colours for everlasting looks
- High speed fan for greater air thrust
- High quality double ball bearings for frictionless & less noise working



For Environment &
Health Protection




Specification

| Sweep (mm) | Speed (RPM) | Power (W) | Air Delivery (CMM) |
|------------|-------------|-----------|--------------------|
| 1200 | 370 | 46 | 210 |

VeloSpin

NEW



Ivory
14326IV



Brown
14326BR



White
14326WH



Smoke Brown
14326SBR

Features

- Powerful motor with silent operation
- Premium attractive colours for everlasting looks
- High speed fan for greater air thrust
- High quality double ball bearings for frictionless & less noise working



For Environment &
Health Protection



TO DO
MON:
TUE:
WED:
THU:
FRI:
SAT:
SUN:




TPW RANGE

Everyone wants to have just the best of everything especially when it comes to the interiors of the house. Every house has its own language and we understand it. Hence, here we are with the TPW range of fans, where every design exceeds your expectations and its superior performance add a cherry on the cake.



ALTRIX HS+


NEW



Orange Black
14280OBK



Orange Black
14281OBK



Orange Black
14282OBK

Features

- Attractive colour combination
- Aerodynamically balanced PP blade for vibration free rotation
- Ability to withstand a wide range of voltages
- High speed fan for wider air spread
- Oscillation function brings wider range of air flow
- Thermal protection for extra safety
- Fully adjustable height for pedestal fan

Specification

| Product | Sweep (mm) | Speed (RPM) | Power (W) | Air Delivery (CMM) |
|-----------------------|------------|-------------|-----------|--------------------|
| Table, Wall, Pedestal | 400 | 2200 | 115 | 90 |
| Wall | 300 | 2400 | 75 | 65 |




For Environment &
Health Protection




Specification

| Product | Sweep (mm) | Speed (RPM) | Power (W) | Air Delivery (CMM) |
|---------|------------|-------------|-----------|--------------------|
| Table | 400 | 2200 | 115 | 90 |

ANMOL HS



White
14249WH



Red White
14249RWH



Red Black
14249RBK

Features

- Attractive colour combination
- Ability to withstand a wide range of voltages
- Finger proof powder coated guards
- Oscillation function brings wider range of air flow
- Dynamically balanced blade for vibration-free rotation
- Jerk free & uniform oscillation
- Thermal protection for extra safety
- High speed fan for wider air spread



For Environment &
Health Protection



Specification

| Product | Sweep (mm) | Speed (RPM) | Power (W) | Air Delivery (CMM) |
|----------|------------|-------------|-----------|--------------------|
| Pedestal | 400 | 2200 | 115 | 90 |

ANMOL HS



IS 302-2-80



White
14250WH

Red White
14250RWH

Red Black
14250RBK

Black
14250BK

Features


- Attractive colour combination
- Jerk free & uniform oscillation
- High speed fan for wider air spread
- Finger proof powder coated guards
- Ability to withstand a wide range of voltages
- Dynamically balanced blade for vibration-free rotation
- Thermal protection for extra safety
- Fully adjustable SS sliding pipe
- Oscillation function brings wider range of air flow
- Aluminum body heavy duty motor with bearing



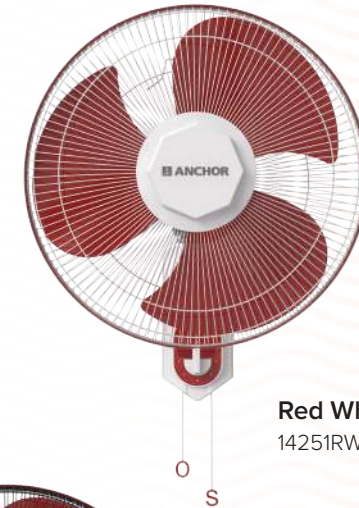
For Environment &
Health Protection




ANMOL HS



Black
14251BK



Red White
14251RWH



White
14251WH



Red Black
14251RBK

Features

- Attractive colour combination
- Ability to withstand a wide range of voltages
- Finger proof powder coated guards
- Dynamically balanced blade for vibration-free rotation
- Jerk free & uniform oscillation
- High speed fan for wider air spread
- Oscillation function brings wider range of air flow
- Aluminum body heavy duty motor
- Thermal protection for extra safety
- Pull cord control for speed and oscillation with unique design and identification, grip “O” & “S”

Specification

| Product | Sweep (mm) | Speed (RPM) | Power (W) | Air Delivery (CMM) |
|---------|------------|-------------|-----------|--------------------|
| Wall | 400 | 2200 | 115 | 90 |




For Environment &
Health Protection



ANMOL HS



White
14252WH



Red White
14252RWH



Black
14252BK



Red Black
14252RBK

Features

- Attractive colour combination
- Ability to withstand a wide range of voltages
- Finger proof powder coated guards
- Dynamically balanced blade for vibration-free rotation
- Jerk free & uniform oscillation
- High speed fan for wider air spread
- Oscillation function brings wider range of air flow
- Aluminum body heavy duty motor
- Thermal overload protector for extra safety
- Pull cord control for speed and oscillation with unique design and identification, grip “O” & “S”

Specification

| Product | Sweep (mm) | Speed (RPM) | Power (W) | Air Delivery (CMM) |
|---------|------------|-------------|-----------|--------------------|
| Wall | 300 | 2000 | 80 | 65 |



For Environment &
Health Protection




XL NEO

**WIDE
OSCILLATION** 

IS 302-2-80




White
14259WH



Blue White
14259BWH

Features

- Aluminum body heavy duty motor
- Finger proof powder coated guards
- Aerodynamically balanced PP blades for low noise operation
- Oscillation function brings wider range of air flow
- Jerk free & uniform oscillation
- Thermal protection for extra safety

Specification

| Product | Sweep (mm) | Speed (RPM) | Power (W) | Air Delivery (CMM) |
|---------|------------|-------------|-----------|--------------------|
| Table | 400 | 1350 | 65 | 70 |



For Environment & Health Protection

XL NEO

**WIDE
OSCILLATION** 

IS 302-2-80




White
14260WH



Blue White
14260BWH

Features

- Aluminum body heavy duty motor
- Finger proof powder coated guards
- Aerodynamically balanced PP blades for low noise operation
- Oscillation function brings wider range of air flow
- Jerk free & uniform oscillation
- Thermal protection for extra safety
- Fully adjustable height for pedestal fan

Specification

| Product | Sweep (mm) | Speed (RPM) | Power (W) | Air Delivery (CMM) |
|----------|------------|-------------|-----------|--------------------|
| Pedestal | 400 | 1350 | 65 | 70 |



For Environment &
Health Protection

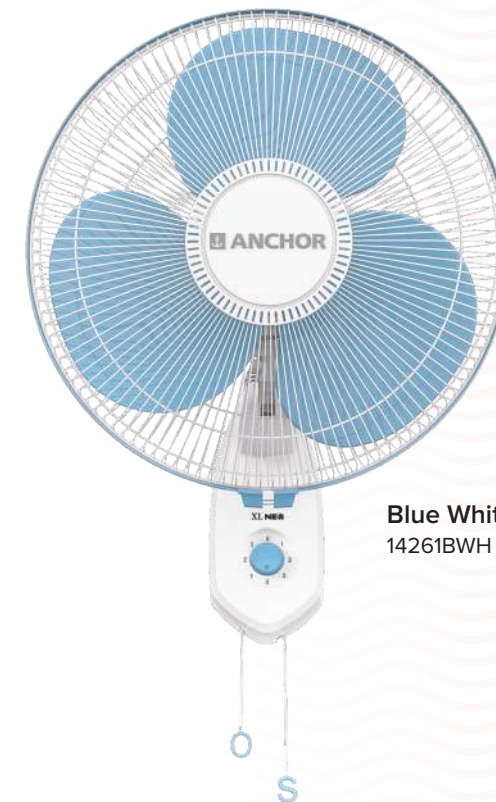
XL NEO

**WIDE
OSCILLATION** 

IS 302-2-80




White
14261WH



Blue White
14261BWH

Features

- Aluminum body heavy duty motor
- Finger proof powder coated guards
- Aerodynamically balanced PP blades for low noise operation
- Oscillation function brings wider range of air flow
- Jerk free & uniform oscillation
- Thermal protection for extra safety
- Pull cord control for speed and oscillation with unique designed identification grip “O” & “S” for wall fan

Specification

| Product | Sweep (mm) | Speed (RPM) | Power (W) | Air Delivery (CMM) |
|---------|------------|-------------|-----------|--------------------|
| Wall | 400 | 1350 | 65 | 70 |



For Environment &
Health Protection



Specification

| Product | Sweep (mm) | Speed (RPM) | Power (W) | Air Delivery (CMM) |
|-----------------|------------|-------------|-----------|--------------------|
| Table, Pedestal | 400 | 1350 | 65 | 70 |

PENTA TURBO PRIME

WIDE
OSCILLATION

5
LEAVES

IS 302-2-80



Blue White
14266BWH



Blue White
14265BWH

Features

- Aluminum body heavy duty motor
- Unique base design
- Finger proof powder coated guards
- Aerodynamically balanced 5 PP blades for low noise operation
- Oscillation function brings wider range of air flow
- Jerk free & uniform oscillation
- Thermal protection for extra safety
- Fully adjustable height for pedestal fan and including dual purpose (Heighted table fan option)



For Environment &
Health Protection



FLORANEO⁺


NEW

WIDE
OSCILLATION

IS 302-2-80




White
14277WH



Blue
14277BU



Pink
14277PK

Features

- Attractive colour combination
- Aerodynamically balanced PP blade for vibration free rotation & low noise operation
- Thermal protection for extra safety
- Finger proof powder coated guards
- Oscillation function brings wider range of air flow
- Jerk free & uniform oscillation

Specification

| Product | Sweep (mm) | Speed (RPM) | Power (W) | Air Delivery (CMM) |
|---------|------------|-------------|-----------|--------------------|
| Table | 400 | 1300 | 55 | 70 |



For Environment &
Health Protection

FLORANEO⁺

NEW

WIDE
OSCILLATION

IS 302-2-80



White
14278WH



Pink
14278PK



Blue
14278BU

Features

- Attractive colour combination
- Aerodynamically balanced PP blade for vibration free rotation & low noise operation
- Thermal protection for extra safety
- Fully adjustable height for pedestal fan
- Finger proof powder coated guards
- Oscillation function brings wider range of air flow
- Jerk free & uniform oscillation

Specification

| Product | Sweep (mm) | Speed (RPM) | Power (W) | Air Delivery (CMM) |
|----------|------------|-------------|-----------|--------------------|
| Pedestal | 400 | 1300 | 55 | 70 |




For Environment &
Health Protection

FLORANEO⁺


NEW

WIDE
OSCILLATION

IS 302-2-80



White
14279WH



Blue
14279BU



Pink
14279PK

Features

- Attractive colour combination
- Aerodynamically balanced PP blade for vibration free rotation & low noise operation
- Thermal protection for extra safety
- Pull cord control for speed and oscillation for wall fan
- Finger proof powder coated guards
- Oscillation function brings wider range of air flow
- Jerk free & uniform oscillation

Specification

| Product | Sweep (mm) | Speed (RPM) | Power (W) | Air Delivery (CMM) |
|---------|------------|-------------|-----------|--------------------|
| Wall | 400 | 1300 | 55 | 70 |



For Environment &
Health Protection



Specification

| Product | Sweep (mm) | Speed (RPM) | Power (W) | Air Delivery (CMM) |
|----------------|------------|-------------|-----------|--------------------|
| Pedestal, wall | 450 | 1400 | 98 | 100 |


PRONTO PLUS

WIDE
OSCILLATION

IS 302-2-80



Black Chrome
14267BCH



Black Chrome
14268BCH

Features

- Heavy-duty motor for longer life
- Aerodynamic blades give high air thrust
- High air delivery even at low voltage
- Fully adjustable height for pedestal fan
- 3 speed rotary switch control
- Oscillation function brings wider range of air flow
- Thermal protection for extra safety



For Environment &
Health Protection



Specification

| Product | Sweep (mm) | Speed (RPM) | Power (W) | Air Delivery (CMM) |
|----------|------------|-------------|-----------|--------------------|
| Pedestal | 400 | 2350 | 110 | 100 |

PRONTO MK II

WIDE
OSCILLATION

HIGH
SPEED

IS 302-2-80




Black
14269BK

Features

- Heavy-duty motor for longer life
- Aerodynamic blades give high air thrust
- High air delivery even at low voltage
- Fully adjustable height
- 3 speed rotary switch control
- Oscillation function brings wider range of air flow
- Thermal protection for extra safety



For Environment &
Health Protection




Specification

| Product | Sweep (mm) | Speed (RPM) | Power (W) | Air Delivery (CMM) |
|---------------------------|------------|-------------|-----------|--------------------|
| Farrata FP-03 Oscillation | 500 | 1400 | 140 | 120 |

FARRATA FP-03 OSCILLATION

WIDE
OSCILLATION

IS 302-2-80



Black
14257BK



Grey
14257GY

Features

- Heavy-duty motor for longer life
- Aerodynamic blades give high air thrust
- Double powder coated finish
- Oscillation function brings wider range of air flow
- High air delivery even at low voltage
- Fully adjustable height
- 3 speed rotary switch control
- Thermal protection for extra safety



For Environment &
Health Protection




Specification

| Product | Sweep (mm) | Speed (RPM) | Power (W) | Air Delivery (CMM) |
|---------------|------------|-------------|-----------|--------------------|
| Farrata FP-03 | 500 | 1400 | 140 | 120 |

FARRATA FP-03



Black
14199BK



Grey
14199GY

IS 302-2-80


Features

- Heavy-duty motor for longer life
- Aerodynamic blades give high air thrust
- High air delivery even at low voltage
- Fully adjustable height
- 3 speed rotary switch control
- Thermal protection for extra safety



For Environment &
Health Protection



MULTI-PURPOSE RANGE

It's a choice you cannot resist

When you get multiple features in just a single thing, who wouldn't love it? A specially designed range of fans with aspirational qualities and classy looks is a choice no one can resist. Our multi-purpose range of fans are all set to give a modernised look to any corner of your house.



Specification

| Sweep (mm) | Speed (RPM) | Power (W) | Air Delivery (CMM) |
|------------|-------------|-----------|--------------------|
| 300 | 2300 | 70 | 50 |

ALL PURPOSE AP 01


NEW



IS 302-2-80



White
14324WH




Red
14324RD



Blue
14324BU

Features

- Portable & light weight
- Manually adjustable angle
- Aerodynamically balanced PP blades
- Finger proof powder coated guards
- Thermal protection for extra safety
- Multi-purpose fan which can be used on table or wall
- High speed fan



Multi Purpose Fan



For Environment &
Health Protection



Specification

| Sweep (mm) | Speed (RPM) | Power (W) | Air Delivery (CMM) |
|------------|-------------|-----------|--------------------|
| 300 | 2300 | 70 | 61 |

OPTIO

Cabin Fan



IS 302-2-80



White
14092WH

Features

- Ideal for ceiling mount in low height areas
- Rotating grill
- High speed motor
- Thermal protection for extra safety



For Environment &
Health Protection



Specification

| Sweep (mm) | Speed (RPM) | Power (W) | Air Delivery (CMM) |
|------------|-------------|-----------|--------------------|
| 230 | 2500 | 50 | 30 |

OPTIO MINI

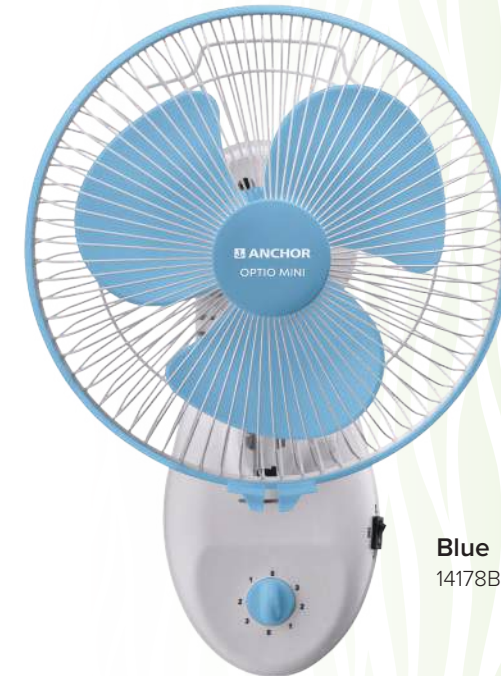
Personal Fan



IS 302-2-80



White
14178WH



Blue
14178BL

Features

- Portable and light weight personal fan
- Manually adjustable angle
- Oscillation function brings wider range of air flow
- Thermal protection for extra safety
- Multi-purpose fan which can be used on table or wall
- 3 speed rotary switch control



For Environment &
Health Protection



Specification

| Sweep (mm) | Speed (RPM) | Power (W) | Air Delivery (CMM) |
|------------|-------------|-----------|--------------------|
| 230 | 2600 | 45 | 25 |

MINEO

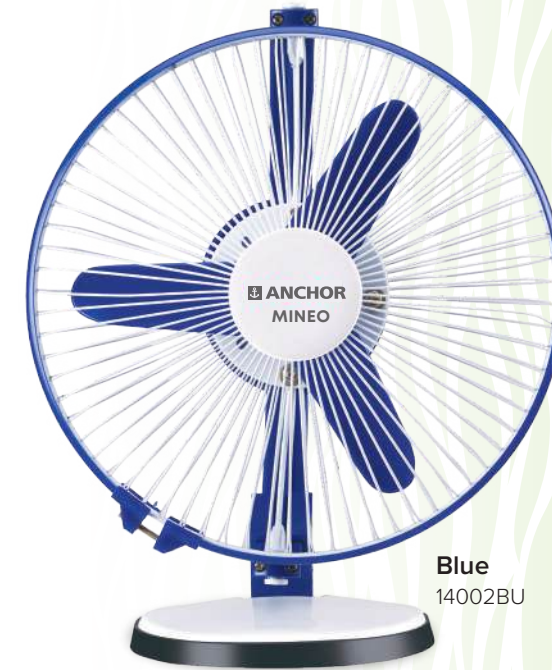
Personal Fan



IS 302-2-80



Grey
14002GY



Blue
14002BU

Features

- Versatile design that can be used on table/wall
- Portable and light weight
- Multi position adjustment for constant air flow
- Thermal protection for extra safety



For Environment &
Health Protection



VENTILATION RANGE

**Why compromise, when you can have
the best of choice!**

Would you want to compromise on anything that truly matters?
Our range of ventilation fans ensures you never have to.
Designed with modern elegance, their powerful performance clears out
unhealthy air-while impressing you with style and comfort.



Panasonic

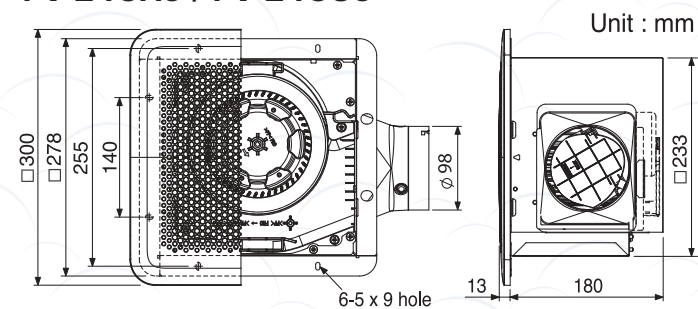


FV-24CH9 / FV-24CU9 / FV-17CU9

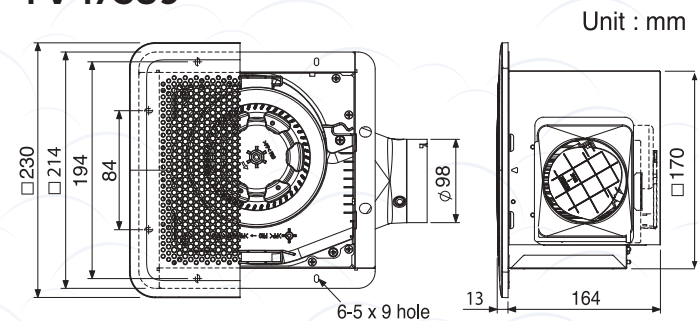
CEILING MOUNT VENTILATION FAN



FV-24CH9 / FV-24CU9



FV-17CU9



Features

- HP (Half Pitch) motor with ball bearing
- Taper blade sirocco fan
- Curve-shaped backdraft shutter
- Super low noise level

Specification



| Model No. | Voltage | | Air Volume | | Consumption | Noise | Weight | Installation Space | Duct Size |
|-----------------|------------|-----------|---------------------|------------|-------------|-----------|------------|--------------------|--------------|
| | [V] | [Hz] | [m ³ /h] | [CFM] | [W] | [dB (A)] | [kg] | [mm] | [mm] |
| FV-24CH9 | 230 | 50 | 210 | 123 | 18 | 34 | 2.7 | 240 x 240 | ø 100 |
| FV-24CU9 | 230 | 50 | 150 | 88 | 11 | 26 | 2.7 | 240 x 240 | ø 100 |
| FV-17CU9 | 230 | 50 | 85 | 50 | 8.5 | 24.5 | 1.7 | 177 x 177 | ø 100 |

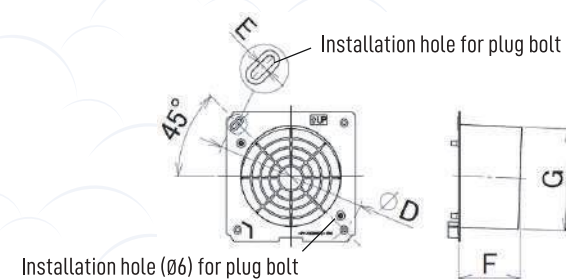
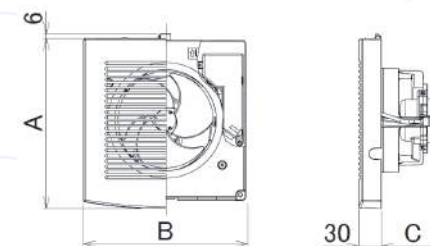


Panasonic

WALL MOUNT VENTILATION FAN - PIPE FAN



FV-10EGD2 / FV-15EGD2



| Model No. | A | B | C | C | E | F | G |
|-----------|-----|-----|----|-----|---|----|-----|
| FV-10EGD2 | 176 | 170 | 83 | 177 | 6 | 87 | 111 |
| FV-15EGD2 | 230 | 220 | 86 | 231 | 6 | 89 | 155 |

Features

- Compact and stylish
- Very low power consumption
- Super low noise level
- Slim & sturdy design

Specification

| Model No. | Voltage | | Air Volume | Consumption | Noise | Weight | Speed | Wall Installation | Ceiling Installation |
|-----------|---------|------|---------------------|-------------|----------|--------|-------|----------------------|----------------------|
| | [V] | [Hz] | [m ³ /h] | [W] | [dB (A)] | [kg] | [RPM] | Wood Frame Size [mm] | Hole Size [mm] |
| FV-10EGD2 | 230 | 50 | 82 | 4.6 | 34 | 0.8 | 2,680 | 120-130 | ø 130 ~ 140 |
| FV-15EGD2 | 230 | 50 | 170 | 6.0 | 37 | 0.9 | 2,250 | 165-175 | ø 175 ~ 185 |



Panasonic

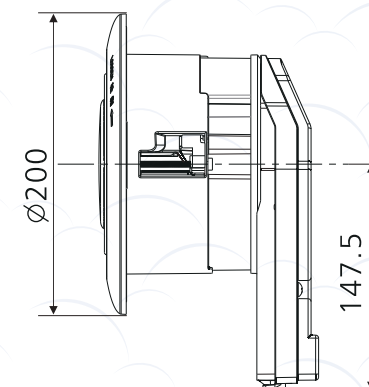
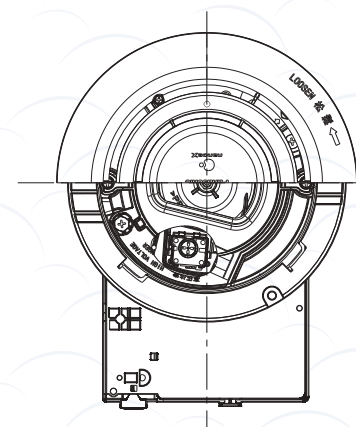
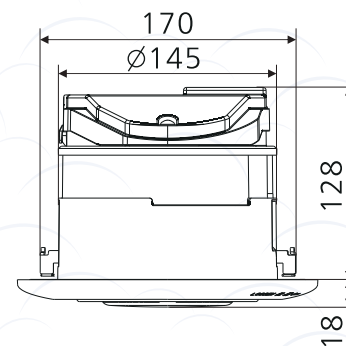


FV-15CSD117

Features


- Silent operation
- Low power consumption
- Easy installation
- Contemporary design
- Compact size

AIR-E



Specification

| Model No. | Voltage | | Air Volume | | Consumption | Noise | Weight |
|-----------|---------|------|---------------------|-------|-------------|----------|--------|
| | [V] | [Hz] | [m ³ /h] | [CFM] | [W] | [dB (A)] | [kg] |
| FV-15CSD1 | 220 | 50 | 15 | 8.8 | 4 | 23.5 | 1.1* |
| | | 50 | 16 | 9.4 | 4 | 25.5 | |
| | 230 | 50 | 16 | 9.4 | 4 | 25.5 | |
| | | 50 | 17 | 10 | 4 | 27 | |



SMART AIR HIGH SPEED

Plastic Ventilation

HIGH SPEED



Brown
14982BR



White
14982WH



Black
14982BK

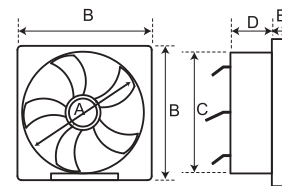
Features

- High performance motor
- Suitable for window and wall mounted installation
- Compact design
- Automatic back louvers
- Thermal protection for extra safety

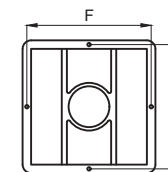
Specification

| Sweep (mm) | Speed (RPM) | Power (W) | Air Delivery (CMH) |
|------------|-------------|-----------|--------------------|
| 150 | 2500 | 40 | 500 |
| 200 | 2100 | 65 | 765 |

Dimensions (mm)



Hole to Hole Distance for Installation (mm)



| Model | Dimensions (mm) | | | | | Wood Frame Size | Hole to Hole Distance (mm) |
|--------------------|-----------------|-----|-----|----|----|-----------------|----------------------------|
| | A | B | C | D | E | | |
| Smart Air HS 150mm | 150 | 244 | 191 | 75 | 30 | 195 x 195mm | 206 |
| Smart Air HS 200mm | 200 | 294 | 240 | 87 | 40 | 245 x 245mm | 262 |



For Environment & Health Protection

SMART AIR

Plastic Ventilation



White
13979WH



Black
13979BK



Ivory
13979IV

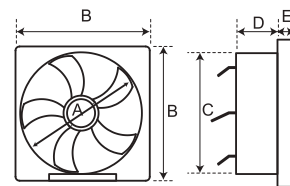
Features

- High performance motor
- Suitable for window and wall mounted installation
- Compact design
- Automatic back louvers
- Thermal protection for extra safety

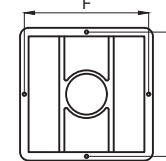
Specification

| Sweep (mm) | Speed (RPM) | Power (W) | Air Delivery (CMH) |
|------------|-------------|-----------|--------------------|
| 150 | 1350 | 32 | 300 |
| 200 | 1300 | 35 | 550 |
| 250 | 1250 | 37 | 750 |
| 300 | 1150 | 45 | 1200 |

Dimensions (mm)



Hole to Hole Distance for Installation (mm)



| Model | Dimensions (mm) | | | | | Wood Frame Size | Hole to Hole Distance (mm) |
|-----------------|-----------------|-----|-----|----|----|-----------------|----------------------------|
| | A | B | C | D | E | | F |
| Smart Air 150mm | 150 | 244 | 191 | 75 | 30 | 195 x 195mm | 206 |
| Smart Air 200mm | 200 | 294 | 240 | 87 | 40 | 245 x 245mm | 262 |
| Smart Air 250mm | 250 | 344 | 291 | 91 | 40 | 295 x 295mm | 312 |
| Smart Air 300mm | 295 | 392 | 335 | 85 | 45 | 340 x 340mm | 353 |



For Environment & Health Protection

SMART AIR COMPACT FIT

Plastic Ventilation



White
14172WH



Black
14172BK

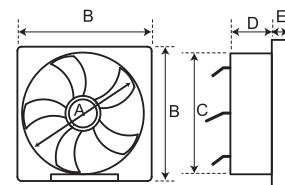
Features

- High performance motor
- Suitable for window and wall mounted installation
- Compact design
- Automatic back louvers
- Thermal protection for extra safety

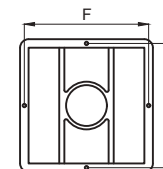
Specification

| Sweep (mm) | Speed (RPM) | Power (W) | Air Delivery (CMH) |
|------------|-------------|-----------|--------------------|
| 150 | 1350 | 32 | 300 |

Dimensions (mm)



Hole to Hole Distance for Installation (mm)



| Existing | | | New | | |
|------------|---------------------------|---------------------------|------------|---------------------------|---------------------------|
| A | B | C | A | B | C |
| Sweep (mm) | Back Frame Size (L x B)mm | Wood Frame Size (L x B)mm | Sweep (mm) | Back Frame Size (L x B)mm | Wood Frame Size (L x B)mm |
| 150 | 191 x 191 | 195 x 195 | 150 | 175 x 175 | 179 x 179 |

| Model | Dimensions (mm) | | | | | Wood Frame Size | Hole to Hole Distance (mm) |
|-----------------------------|-----------------|-----|-----|----|----|-----------------|----------------------------|
| | A | B | C | D | E | | |
| Smart Air Compact Fit 150mm | 150 | 244 | 175 | 85 | 35 | 179 x 179mm | 206 |



For Environment & Health Protection

SMART AIR GR

Plastic Ventilation



White
14988WH

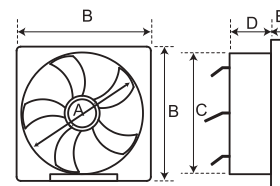
Features

- Safety grill on front side
- Suitable for window and wall mounted installation
- Compact design
- Automatic back louvers
- Thermal protection for extra safety

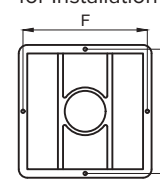
Specification

| Sweep (mm) | Speed (RPM) | Power (W) | Air Delivery (CMH) |
|------------|-------------|-----------|--------------------|
| 200 | 1300 | 35 | 550 |

Dimension (mm)




Hole to Hole Distance for Installation (mm)



| Model | Dimensions (mm) | | | | | Wood Frame Size | Hole to Hole Distance (mm) |
|-----------------|-----------------|-----|-----|----|----|-----------------|----------------------------|
| | A | B | C | D | E | | F |
| Smart Air Grill | 200 | 294 | 240 | 87 | 67 | 245 x 245mm | 262 |



For Environment & Health Protection



SMART AIR V-06

Pipe Series

NEW

HIGH SPEED

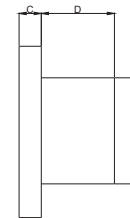
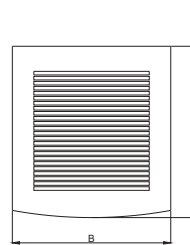


White
14341WH

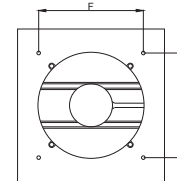
Features

- Super efficient motor for better suction
- Safety guard for both side
- Insect screening net
- Light weight and easy to install
- Exceptionally silent operation
- Thermal protection for extra safety

Dimensions (mm)



Hole to Hole Distance for Installation (mm)



Specification

| Sweep (mm) | Speed (RPM) | Power (W) | Air Delivery (CMH) |
|------------|-------------|-----------|--------------------|
| 150 | 2200 | 10 | 150 |

| Model | Dimensions (mm) | | | | | Hole to Hole Distance (mm) | |
|----------------------|-----------------|-----|----|-----|-----|----------------------------|-----|
| | A | B | C | D | E | F | G |
| Smart Air V-06 150mm | 239 | 221 | 31 | 102 | 148 | 146 | 146 |



For Environment & Health Protection

SMART AIR V-05

Pipe Series



Black
14244BK



Ivory
14244IV



White
14244WH



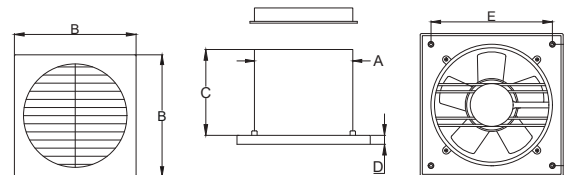
Features

- High performance motor
- Super efficient motor for better suction
- Safety guard for both side
- Exceptionally silent operation
- Easily removable front for cleaning
- Thermal protection for extra safety

Specification

| Sweep (mm) | Speed (RPM) | Power (W) | Air Delivery (CMH) |
|------------|-------------|-----------|--------------------|
| 100 | 2500 | 18 | 90 |
| 150 | 1850 | 24 | 250 |
| 200 | 2000 | 25 | 350 |

Dimensions (mm)



Hole to Hole Distance for Installation (mm)

| Model | Dimensions (mm) | | | | Hole to Hole Distance (mm) |
|----------------------|-----------------|-----|-----|----|----------------------------|
| | A | B | C | D | E |
| Smart Air V-05 100mm | 110 | 149 | 81 | 13 | 115 |
| Smart Air V-05 150mm | 148 | 178 | 81 | 13 | 146 |
| Smart Air V-05 200mm | 180 | 221 | 108 | 13 | 180 |



For Environment & Health Protection

SMART AIR V-04

Pipe Series



White
14177WH

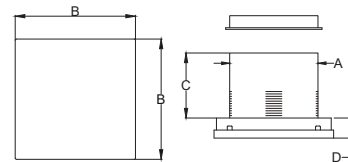
Features

- High performance motor
- Super efficient motor for better suction
- Safety guard for both side
- Exceptionally silent operation
- Easily removable front for cleaning
- Grill with shutter

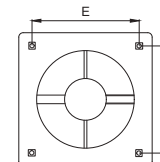
Specification

| Sweep (mm) | Speed (RPM) | Power (W) | Air Delivery (CMH) |
|------------|-------------|-----------|--------------------|
| 150 | 2300 | 26 | 240 |

Dimensions (mm)



Hole to Hole Distance for Installation (mm)



| Model | Dimensions (mm) | | | | Hole to Hole Distance (mm) | |
|----------------------|-----------------|-----|----|----|----------------------------|-----|
| | A | B | C | D | E | F |
| Smart Air V-04 150mm | 152 | 209 | 85 | 37 | 150 | 155 |



For Environment & Health Protection

SMART AIR V-03

Pipe Series



White
14176WH

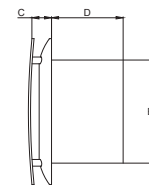

Features

- High performance motor
- Super efficient motor for better suction
- Safety guard for both side
- Exceptionally silent operation
- Easily removable front for cleaning
- Thermal protection for extra safety

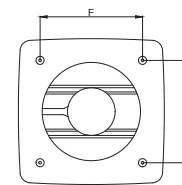
Specification

| Sweep (mm) | Speed (RPM) | Power (W) | Air Delivery (CMH) |
|------------|-------------|-----------|--------------------|
| 150 | 2300 | 24 | 240 |

Dimensions (mm)



Hole to Hole Distance for Installation (mm)



| Model | Dimensions (mm) | | | | | Hole to Hole Distance (mm) | |
|----------------------|-----------------|-----|----|-----|-----|----------------------------|-----|
| | A | B | C | D | E | F | G |
| Smart Air V-03 150mm | 209 | 209 | 38 | 105 | 148 | 146 | 146 |



For Environment & Health Protection

SMART AIR V-02

Pipe Series

HIGH SPEED



White
14036WH



Ivory
14036IV



Black
14036BK

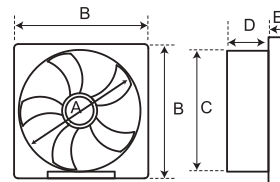
Features

- High performance motor
- Inbuilt front grill helps eliminate all unwanted foreign material
- Aesthetic design with powerful motor

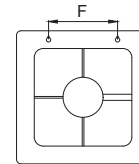
Specification

| Sweep (mm) | Speed (RPM) | Power (W) | Air Delivery (CMH) |
|------------|-------------|-----------|--------------------|
| 150 | 2100 | 25 | 240 |

Dimensions (mm)



Hole to Hole Distance for Installation (mm)



| Model | Dimensions (mm) | | | | | Hole to Hole Distance (mm) |
|----------------------|-----------------|-----|-----|----|----|----------------------------|
| | A | B | C | D | E | F |
| Smart Air V-02 150mm | 150 | 197 | 144 | 62 | 25 | 100 |



For Environment & Health Protection

SMART AIR V-01

Pipe Series



White
14031WH



Ivory
14031IV



Stainless Steel
14031SS



Wood
14031WD

HIGH SPEED

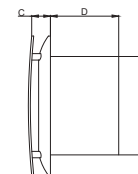
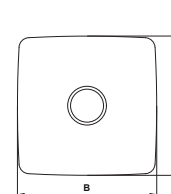
Features

- High performance motor
- Inbuilt front plate helps eliminate all unwanted odours and smoke
- Equipped with super-efficient motor for durability and designed with sleek aesthetics
- Safety guard for both sides
- Thermal protection for extra safety

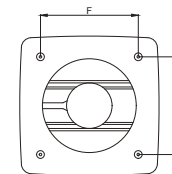
Specification

| Sweep (mm) | Speed (RPM) | Power (W) | Air Delivery (CMH) |
|------------|-------------|-----------|--------------------|
| 100 | 2600 | 18 | 70 |
| 150 | 2300 | 24 | 240 |

Dimensions (mm)



Hole to Hole Distance for Installation (mm)



| Model | Dimensions (mm) | | | | | Hole to Hole Distance (mm) | |
|----------------------|-----------------|-----|----|-----|-----|----------------------------|-----|
| | A | B | C | D | E | F | G |
| Smart Air V-01 100mm | 175 | 175 | 27 | 105 | 115 | 115 | 115 |
| Smart Air V-01 150mm | 209 | 209 | 29 | 105 | 148 | 146 | 146 |



For Environment & Health Protection



SMART AIR HIGH SPEED

Ceiling Mount Ventilation Fan

NEW



HIGH AIR
DELIVERY



HIGH
SPEED



V06 GR

White
14334WH



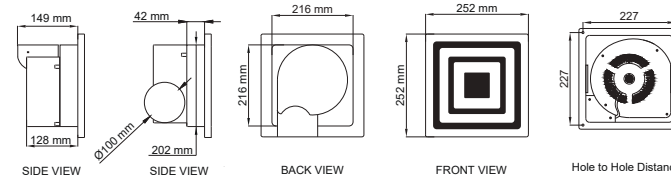
V05

White
14333WH

Features

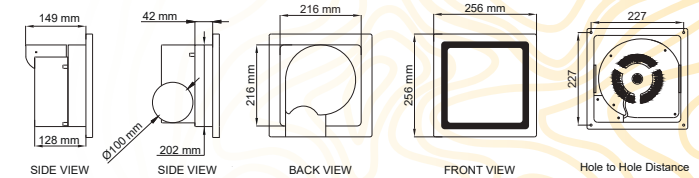
- Super efficient motor for better suction
- Shutter on back side (Outlet)
- Easily removable front for cleaning
- Easy installation for ceiling application
- Thermal protection for extra safety

Dimensions (mm)



Hole to Hole Distance
for Installation (mm)

Dimensions (mm)



Hole to Hole Distance
for Installation (mm)

Specification

| Sweep (mm) | Speed (RPM) | Power (W) | Air Delivery (CMH) |
|------------|-------------|-----------|--------------------|
| 100 | 2100 | 60 | 200 |

| Model | Dimensions (mm) | | | | | Hole to Hole Distance (mm) | |
|----------------------------------------|-----------------|-----|----|-----|-----|----------------------------|-----|
| | A | B | C | D | E | F | G |
| Smart Air Ceiling Mount 06 GR 100mm | 252 | 216 | 42 | 149 | 128 | 227 | 227 |
| Smart Air Ceiling Mount 05 100mm | 256 | 216 | 42 | 149 | 128 | 227 | 227 |



For Environment &
Health Protection

SMART AIR

Ceiling Mount Ventilation Fan

NEW



HIGH AIR DELIVERY



LOW NOISE



V04 GR

White
14332WH



V03

White
14330WH

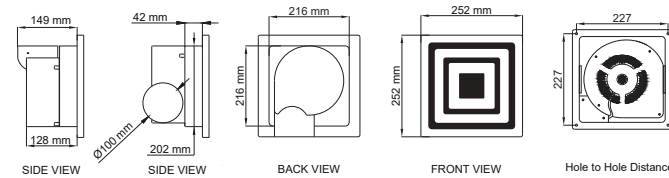
Features

- Super efficient motor for better suction
- Shutter on back side (Outlet)
- Exceptionally silent operation
- Easily removable front for cleaning
- Easy installation for ceiling application
- Thermal protection for extra safety

Specification

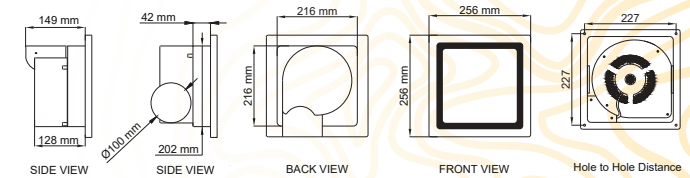
| Sweep (mm) | Speed (RPM) | Power (W) | Air Delivery (CMH) |
|------------|-------------|-----------|--------------------|
| 100 | 1350 | 35 | 150 |

Dimensions (mm)



Hole to Hole Distance for Installation (mm)

Dimensions (mm)



Hole to Hole Distance for Installation (mm)

| Model | Dimensions (mm) | | | | | Hole to Hole Distance (mm) | |
|-------------------------------------|-----------------|-----|----|-----|-----|----------------------------|-----|
| | A | B | C | D | E | F | G |
| Smart Air Ceiling Mount 04 GR 100mm | 252 | 216 | 42 | 149 | 128 | 227 | 227 |
| Smart Air Ceiling Mount 03 100mm | 256 | 216 | 42 | 149 | 128 | 227 | 227 |



For Environment & Health Protection

SMART AIR

Ceiling Mount Ventilation Fan



V02 GR

White
14175WH



V01

White
14174WH

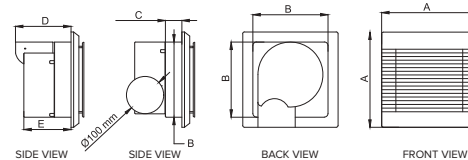
Features

- Super efficient motor for better suction
- Safety guard for both side
- Easily removable front for cleaning
- Easy installation for ceiling application

Specification

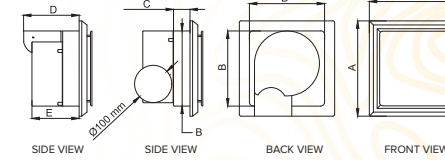
| Sweep (mm) | Speed (RPM) | Power (W) | Air Delivery (CMH) |
|------------|-------------|-----------|--------------------|
| 100 | 1300 | 33 | 100 |

Dimensions (mm)



Hole to Hole Distance for Installation (mm)

Dimensions (mm)



Hole to Hole Distance for Installation (mm)

| Model | Dimensions (mm) | | | | | Hole to Hole Distance (mm) | |
|-------------------------------|-----------------|-----|----|-----|-----|----------------------------|-----|
| | A | B | C | D | E | F | G |
| Smart Air Ceiling Mount 02 GR | 256 | 202 | 44 | 149 | 128 | 232 | 232 |
| Smart Air Ceiling Mount 01 | 256 | 202 | 44 | 149 | 128 | 232 | 232 |



For Environment & Health Protection

ANMOL INLINE

Metal Exhaust Fan



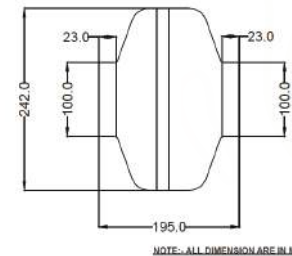
Grey
14213GY

Features

- With stand high pressure
- Low noise levels
- Compact structure with stable performance
- Low vibration
- Take control of indoor air quality
- Unique designed bracket makes easy installation
- IP44 protection class, waterproof and dustproof more effectively

Specification


| Duct Size (mm) | Speed (RPM) | Power (W) | Air Delivery (CMH) | Static pressure (PA) | Noise Level (DB) |
|----------------|-------------|-----------|--------------------|----------------------|------------------|
| 100 | 2350 | 55 | 300 | 290 | 60 |
| 125 | 2650 | 80 | 375 | 300 | 65 |
| 150 | 2400 | 92 | 800 | 320 | 69 |
| 160 | 2650 | 105 | 925 | 365 | 72 |
| 200 | 2350 | 135 | 1075 | 450 | 73 |
| 250 | 2350 | 135 | 1100 | 510 | 74 |



For Environment & Health Protection

ANMOL

Metal Exhaust Fan



Metallic Grey
13159MGY

Features

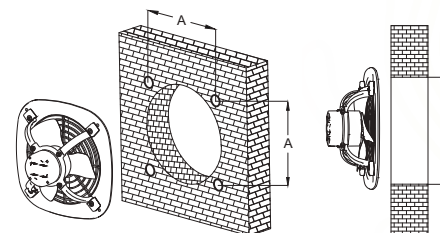
- High performance motor with a compact design
- Safety guard for protection from foreign material

Specification

| Sweep (mm) | Speed (RPM) | Power (W) | Air Delivery (CMH) |
|------------|-------------|-----------|--------------------|
| 230 | 1350 | 40 | 500 |
| 300 | 1300 | 50 | 1250 |

| Dimensions (mm) | | |
|-----------------|-----------|------|
| Model | A | B |
| Anmol 230 | 233 x 233 | Ø288 |
| Anmol 300 | 317 x 317 | Ø373 |

Dimensions (mm)



For Environment & Health Protection

ANMOL PLUS

Metal Exhaust Fan



Metallic Grey
14253MGY

Features

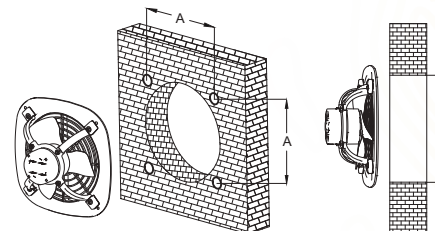
- Curvy frame design including flexible beading to damp vibration
- Circular front guard for protection from birds & foreign material
- Long lasting powder coated metallic finish
- Flexible beading to reduce vibration & noise

Specification

| Sweep (mm) | Speed (RPM) | Power (W) | Air Delivery (CMH) |
|------------|-------------|-----------|--------------------|
| 230 | 1350 | 35 | 500 |
| 300 | 1300 | 50 | 1250 |

| Dimensions (mm) | | |
|-----------------|-----------|------|
| Model | A | B |
| Anmol Plus 230 | 230 x 230 | Ø258 |
| Anmol Plus 300 | 302x 302 | Ø341 |

Dimensions (mm)



For Environment & Health Protection


ANMOL HI-SPEED

Metal Exhaust Fan

HIGH SPEED



Metallic Grey
12098



Metallic Grey
14984MGY

Features

- High performance motor with a compact design
- Safety guard for protection from foreign material

Specification

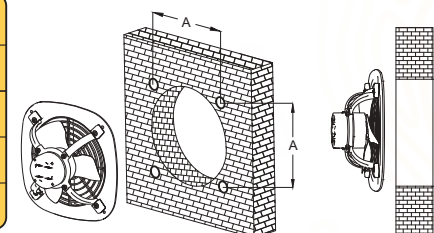
| Sweep (mm) | Speed (RPM) | Power (W) | Air Delivery (CMH) |
|------------|-------------|-----------|--------------------|
| 150 | 2600 | 40 | 500 |
| 230 | 2600 | 50 | 950 |
| 300 | 2100 | 92 | 1600 |

*4 Blades available in 150 mm.

*3 Blades available in 230 mm and 300 mm.

| Dimensions (mm) | | |
|----------------------|-----------|------|
| Model | A | B |
| Anmol Hi-Speed 150mm | 165 x 165 | Ø202 |
| Anmol Hi-Speed 230mm | 233 x 233 | Ø288 |
| Anmol Hi-Speed 300mm | 317 x 317 | Ø373 |

Dimensions (mm)



For Environment & Health Protection

ANMOL PLUS HS

Metal Exhaust Fan

HIGH SPEED



Metallic Grey
14270MGY



Metallic Grey
14255MGY

Features

- Curvy frame design including flexible beading to damp vibration
- Circular front guard for protection from birds and foreign material
- Long lasting powder coated metallic finish
- Flexible beading to reduce vibration and noise

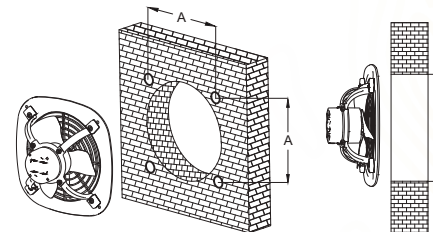
Specification

| Sweep (mm) | Speed (RPM) | Power (W) | Air Delivery (CMH) |
|------------|-------------|-----------|--------------------|
| 150 | 2600 | 40 | 500 |
| 230 | 2650 | 50 | 950 |
| 300 | 2100 | 90 | 1600 |

*4 Blades available in 150 mm. *3 Blades available in 230 mm and 300 mm.

| Dimensions (mm) | | |
|-------------------|-----------|------|
| Model | A | B |
| Anmol Plus HS 150 | 160 x 160 | Ø204 |
| Anmol Plus HS 230 | 230 x 230 | Ø258 |
| Anmol Plus HS 300 | 302x 302 | Ø341 |


Dimensions (mm)



For Environment & Health Protection

ANMOL DELUXE

Metal Exhaust Fan



Metallic Grey
14028MGY

HIGH SPEED

Features

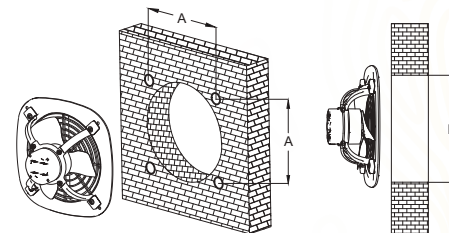
- Front guard for protection from birds & foreign material
- Heavy duty motor with double ball bearing
- Long lasting powder coated metallic finish

Specification

| Sweep (mm) | Speed (RPM) | Power (W) | Air Delivery (CMH) |
|------------|-------------|-----------|--------------------|
| 230 | 1350 | 40 | 750 |
| 300 | 1300 | 65 | 1750 |

| Dimensions (mm) | | |
|------------------|-----------|------|
| Model | A | B |
| Anmol Deluxe 230 | 233 x 233 | Ø280 |
| Anmol Deluxe 300 | 303x 303 | Ø369 |

Dimensions (mm)



For Environment & Health Protection


COMMERCIAL RANGE

It's choice you cannot resist your simple choice can attract the world

Not just homes, but offices, schools, retail outlets make an impression too. Their interiors and exteriors tell their story to the world in their own way. With this fact, it is absolutely necessary to style it in a manner that attracts the world. And so, our commercial range of fans are here to achieve this milestone. No matter what location it is, making it modern is our prime motto.

ANMOL HEAVY DUTY

Heavy Duty Exhaust Fan



Grey
14048GY

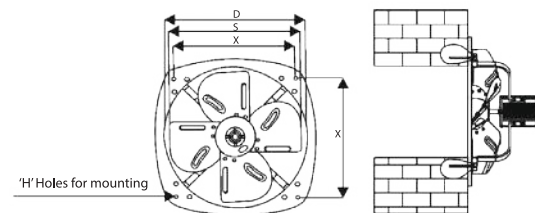
Features

- Durable epoxy powder coated finish
- Efficient heavy duty motor with double ball bearings
- Sturdy metal body with metal blades

Specification

| Sweep (mm) | Speed (RPM) | Power (W) | Air Delivery (CMH) |
|------------|-------------|-----------|--------------------|
| 450 | 1400 | 410 | 6120 |
| 380 | 1400 | 160 | 3250 |
| 300 | 1400 | 90 | 1710 |

Dimensions (mm)



*H' Holes for mounting

| Size of Fan | H | X | D | S |
|------------------------|----|-----|-----|-----|
| Anmol Heavy Duty 450mm | 11 | 455 | 480 | 450 |
| Anmol Heavy Duty 380mm | 11 | 375 | 400 | 380 |
| Anmol Heavy Duty 300mm | 11 | 313 | 320 | 300 |

IS 2312



























CM/L-8300030094










www.bis.gov.in

IP55 Protection



For Environment &
Health Protection

| PRODUCT DETAILS | | STANDARD PACKAGING | SWEEP (MM) | SPEED (RPM) | POWER (W) | AIR DELIVERY (CMM) | STAR RATING |
|------------------|------------------|--------------------|------------|-------------|---------------|--------------------|---------------------------------------------------------------------------------------|
| BLDC RANGE | IGNITE | 1 | 1200 | 360 | 34 | 225 |  |
| | SKYCRAFT 1320 | 1 | 1320 | 260 | 38 | 250 |  |
| | SKYCRAFT 600 | 1 | 600 | 360 | 35 | 140 |  |
| | SKYCRAFT 815 LS | 1 | 815 | 380 | 31 (Only Fan) | 175 |  |
| | ROSALYN LS | 1 | 1200 | 360 | 34 (Only Fan) | 225 |  |
| | ROSALYN DYNAMIC | 1 | 1200 | 270 | 40 | 260 |  |
| | VIENNA | 2 | 1200 | 330 | 30 (Only Fan) | 210 |  |
| | TURIN | 4 | 1200 | 350 | 33 | 220 |  |
| | INSPIRIO DECO LS | 2 | 1200 | 360 | 33 (Only Fan) | 225 |  |
| | INSPIRIO DECO | 2 | 1200 | 360 | 33 | 225 |  |
| | INSPIRIO NEO | 3 | 1200 | 350 | 30 | 220 |  |
| | ENERGYLINE ECO | 4 | 1200 | 350 | 32 | 210 |  |
| PREMIUM RANGE | CYCLOVIBE | 2 | 1200 | 350 | 50 | 225 |  |
| DECORATIVE RANGE | FRIGATE | 2 | 1200 | 350 | 50 | 225 |  |
| | PRIMERA | 4 | 1200 | 370 | 50 | 225 |  |
| | PRIMERA 900 | 4 | 900 | 440 | 36 | 130 |  |
| STANDARD RANGE | ALTRIX | 4 | 1200 | 370 | 46 | 210 |  |
| | ALTRIX 900 | 4 | 900 | 440 | 36 | 130 |  |
| | ALTRIX 600 | 4 | 600 | 810 | 57 | 115 |  |
| ECO-DECO RANGE | CYCLOAIR | 2 | 1200 | 380 | 47 | 215 |  |
| | GLIDEWIND | 2 | 1200 | 350 | 47 | 215 |  |
| | HAGEN | 4 | 1200 | 350 | 48 | 220 |  |
| | CROATIA 1200 | 4 | 1200 | 370 | 48 | 220 |  |
| | CROATIA 900 | 4 | 900 | 440 | 36 | 130 |  |

| | PRODUCT DETAILS | STANDARD PACKAGING | SWEEP (MM) | SPEED (RPM) | POWER (W) | AIR DELIVERY (CMM) | STAR RATING |
|----------------|-----------------|--------------------|--------------------|-------------|-------------|--------------------|-------------------------------------------------------------------------------------|
| ECO-DECO RANGE | FLATODECO | 4 | 1200 | 380 | 46 | 210 |  |
| | COOLER DECO | 4 | 1200 | 380 | 46 | 210 |  |
| | CYMOSE | 4 | 600 | 800 | 52 | 105 |  |
| ECONOMY RANGE | COOLKING 1400 | 4 | 1400 | 310 | 55 | 250 |  |
| | COOLKING | 4 | 1200 | 370 | 46 | 210 |  |
| | COOLKING 900 | 4 | 900 | 440 | 36 | 130 |  |
| | COOLER | 4 | 1200 | 370 | 46 | 210 |  |
| | COOLER 900 | 4 | 900 | 440 | 36 | 130 |  |
| | VELOSPIN | 4 | 1200 | 370 | 46 | 210 |  |
| | | PRODUCT DETAILS | STANDARD PACKAGING | SWEEP (MM) | SPEED (RPM) | POWER (W) | AIR DELIVERY |
| TPW RANGE | TABLE FAN | ALTRIX HS+ | 1 | 400 | 2200 | 115 | 90 (CMM) |
| | PEDESTAL FAN | ALTRIX HS+ | 1 | 400 | 2200 | 115 | 90 (CMM) |
| | WALL FAN | ALTRIX HS+ | 1 | 400 | 2200 | 115 | 90 (CMM) |
| | WALL FAN | ALTRIX HS+ | 1 | 300 | 2400 | 75 | 65 (CMM) |
| | TABLE FAN | ANMOL HS | 1 | 400 | 2200 | 115 | 90 (CMM) |
| | PEDESTAL FAN | ANMOL HS | 1 | 400 | 2200 | 115 | 90 (CMM) |
| | WALL FAN | ANMOL HS | 1 | 400 | 2200 | 115 | 90 (CMM) |
| | WALL FAN | ANMOL HS | 1 | 300 | 2000 | 80 | 65 (CMM) |
| | TABLE FAN | XL NEO | 1 | 400 | 1350 | 65 | 70 (CMM) |
| | PEDESTAL FAN | XL NEO | 1 | 400 | 1350 | 65 | 70 (CMM) |
| | WALL FAN | XL NEO | 1 | 400 | 1350 | 65 | 70 (CMM) |
| | TABLE FAN | PENTA TURBO PRIME | 1 | 400 | 1350 | 65 | 70 (CMM) |
| | PEDESTAL FAN | PENTA TURBO PRIME | 1 | 400 | 1350 | 65 | 70 (CMM) |
| | TABLE FAN | FLORA NEO+ | 1 | 400 | 1300 | 55 | 70 (CMM) |

| | | PRODUCT DETAILS | STANDARD PACKAGING | SWEEP (MM) | SPEED (RPM) | POWER (W) | AIR DELIVERY |
|---------------------|---------------------|---------------------------|--------------------|----------------|-------------|-----------|--------------|
| TPW RANGE | PEDESTAL FAN | FLORA NEO+ | 1 | 400 | 1300 | 55 | 70 (CMM) |
| | WALL FAN | FLORA NEO+ | 1 | 400 | 1300 | 55 | 70 (CMM) |
| | WALL FAN | PRONTO PLUS | 1 | 450 | 1400 | 98 | 100 (CMM) |
| | PEDESTAL FAN | PRONTO PLUS | 1 | 450 | 1400 | 98 | 100 (CMM) |
| | PEDESTAL FAN | PRONTO MK II | 1 | 400 | 2350 | 110 | 100 (CMM) |
| | FARRATA | FARRATA FP-03 OSCILLATION | 1 | 500 | 1400 | 140 | 120 (CMM) |
| | FARRATA | FARRATA FP-03 | 2 | 500 | 1400 | 140 | 120 (CMM) |
| MULTI-PURPOSE RANGE | PERSONAL FAN | ALL PURPOSE AP 01 | 4 | 300 | 2300 | 70 | 50 (CMM) |
| | | OPTIO | 4 | 300 | 2300 | 70 | 61 (CMM) |
| | | OPTIO MINI | 4 | 230 | 2500 | 50 | 30 (CMM) |
| | | MINEO | 4 | 230 | 2600 | 45 | 25 (CMM) |
| VENTILATION RANGE | PIPE VENTILATION | PANASONIC FV - 10EGD2 | 1 | 111 (DUCT DIA) | 2680 | 4.6 | 82 (CMH) |
| | | PANASONIC FV - 15EGD2 | 1 | 155 (DUCT DIA) | 2250 | 6 | 170 (CMH) |
| | CEILING MOUNT | PANASONIC FV - 17CU9 | 1 | 100 (DUCT DIA) | - | 8.5 | 85 (CMH) |
| | | PANASONIC FV - 24CU9 | 1 | 100 (DUCT DIA) | - | 11 | 150 (CMH) |
| | | PANASONIC FV - 24CH9 | 1 | 100 (DUCT DIA) | - | 18 | 210 (CMH) |
| | | AIR E - FV15CSD1 | 1 | 145 (DUCT DIA) | - | 4 | 16 (CMH) |
| VENTILATION RANGE | PLASTIC VENTILATION | SMART AIR HIGH SPEED | 6 | 150 | 2500 | 40 | 500 (CMH) |
| | | | 4 | 200 | 2100 | 65 | 765 (CMH) |
| | | SMART AIR | 6 | 150 | 1350 | 32 | 300 (CMH) |
| | | | 4 | 200 | 1300 | 35 | 550 (CMH) |
| | | | 4 | 250 | 1250 | 37 | 750 (CMH) |
| | | | 4 | 300 | 1150 | 45 | 1200 (CMH) |
| | | | 6 | 150 | 1350 | 32 | 300(CMH) |
| | | SMART AIR COMPACT FIT | 6 | 150 | 1350 | 32 | 300(CMH) |

| | | PRODUCT DETAILS | STANDARD PACKAGING | SWEEP (MM) | SPEED (RPM) | POWER (W) | AIR DELIVERY |
|-------------------|-------------------|-------------------------------|--------------------|----------------|-------------|-----------|--------------|
| | PIPE VENTILATION | SMART AIR GR | 4 | 200 | 1300 | 35 | 550 (CMH) |
| | | SMART AIR V-06 | 8 | 150 | 2200 | 10 | 150 (CMH) |
| | | SMART AIR V-05 | 12 | 100 | 2500 | 18 | 90 (CMH) |
| | | | 8 | 150 | 1850 | 24 | 250 (CMH) |
| | | | 8 | 200 | 2000 | 25 | 350 (CMH) |
| | | SMART AIR V-04 | 6 | 150 | 2300 | 26 | 240 (CMH) |
| | | SMART AIR V-03 | 8 | 150 | 2300 | 24 | 240 (CMH) |
| | | SMART AIR V-02 | 6 | 150 | 2100 | 25 | 240 (CMH) |
| | | SMART AIR V-01 | 12 | 100 | 2600 | 18 | 70 (CMH) |
| | | | 8 | 150 | 2300 | 24 | 240 (CMH) |
| VENTILATION RANGE | CEILING MOUNT | SMART AIR CEILING MOUNT 06 GR | 4 | 100 (Duct Dia) | 2100 | 60 | 200 (CMH) |
| | | SMART AIR CEILING MOUNT 05 | 4 | 100 (Duct Dia) | 2100 | 60 | 200 (CMH) |
| | | SMART AIR CEILING MOUNT 04 GR | 4 | 100 (Duct Dia) | 1350 | 35 | 150 (CMH) |
| | | SMART AIR CEILING MOUNT 03 | 4 | 100 (Duct Dia) | 1350 | 35 | 150 (CMH) |
| | | SMART AIR CEILING MOUNT 02 GR | 4 | 100 (Duct Dia) | 1300 | 33 | 100 (CMH) |
| | | SMART AIR CEILING MOUNT 01 | 4 | 100 (Duct Dia) | 1300 | 33 | 100 (CMH) |
| | METAL EXHAUST FAN | ANMOL INLINE | 1 | 100 | 2350 | 55 | 300 (CMH) |
| | | | 1 | 125 | 2650 | 80 | 375 (CMH) |
| | | | 1 | 150 | 2400 | 92 | 800 (CMH) |
| | | | 1 | 160 | 2650 | 105 | 925 (CMH) |
| | | | 1 | 200 | 2350 | 135 | 1075 (CMH) |
| | | | 1 | 250 | 2350 | 135 | 1100 (CMH) |
| | | ANMOL | 4 | 230 | 1350 | 40 | 500 (CMH) |
| | | | 4 | 300 | 1300 | 50 | 1250 (CMH) |

| | | PRODUCT DETAILS | STANDARD PACKAGING | SWEEP (MM) | SPEED (RPM) | POWER (W) | AIR DELIVERY |
|-------------------|------------------------------|------------------|--------------------|------------|-------------|-----------|--------------|
| VENTILATION RANGE | METAL EXHAUST FAN | ANMOL PLUS | 4 | 230 | 1350 | 35 | 500 (CMH) |
| | | | 4 | 300 | 1300 | 50 | 1250 (CMH) |
| | | ANMOL HI-SPEED | 6 | 150 | 2600 | 40 | 500 (CMH) |
| | | | 4 | 230 | 2600 | 50 | 950 (CMH) |
| | | | 4 | 300 | 2100 | 92 | 1600 (CMH) |
| | | ANMOL PLUS HS | 4 | 150 | 2600 | 40 | 500 (CMH) |
| | | | 4 | 230 | 2650 | 50 | 950 (CMH) |
| | | | 4 | 300 | 2100 | 90 | 1600 (CMH) |
| | | ANMOL DELUXE | 4 | 230 | 1350 | 40 | 750 (CMH) |
| | | | 4 | 300 | 1300 | 65 | 1750 (CMH) |
| COMMERCIAL RANGE | HEAVY DUTY METAL EXHAUST FAN | ANMOL HEAVY DUTY | 2 | 300 | 1400 | 90 | 1710 (CMH) |
| | | | 2 | 380 | 1400 | 160 | 3250 (CMH) |
| | | | 2 | 450 | 1400 | 410 | 6120 (CMH) |

 **ANCHOR**

by **Panasonic**

Nayi Hawa Nayi Soch

PANASONIC LIFE SOLUTIONS INDIA PVT. LTD.

Registered office : Intellion Park, 12th Floor, Tower 3, Sector 59,
Golf Course Extension Road, Gurugram – 122011, Haryana, India

For queries and communication : 3rd Floor, B wing, I-Think Techno Campus,
Pokharan Road No.2, Thane - 400607, Maharashtra.

T: (022)42228888 | F: (022)42228884

Customer Care No.: (022)41304130 | WhatsApp No.: 91360 28606

Email: wecare@in.panasonic.com | www.lsin.panasonic.com