


N-Type TOPCon

570-585W_p

144 Half Cell Dual Glass Bifacial Module
AE14TXXXVHC16B5R



22.66%
Maximum
Efficiency

15 YEARS
Product
Warranty

30 YEARS
Performance
Warranty

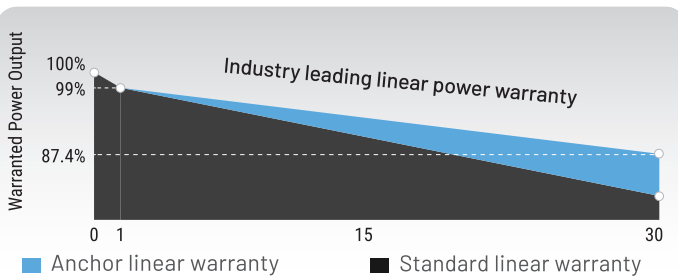
0~+5W
Positive Power
Tolerance

80% +/- 10%
Bifaciality
Factor

Industry-Leading Warranty based on Nominal Power

1% First Year
Degradation

0.4% Lowest Annual
Degradation



Lowest Temperature
Coefficient - 0.2909%/°C



Withstands Harsh Environment



Apt for Ground Mount and
Commercial & Industrial use



Tested for Wind Load (2400 pascals)
and Snow Load (5400 pascals)



Superior Resistance
to effects of PID



N-Type TOPCon with Zero LID Loss

Quality Test
and Certification



* Please refer to PLSIND Standard Module Installation Manual for details. ** Please refer to PLSIND Product Warranty for details.

AE14TXXXVHC16B5R

ELECTRICAL CHARACTERISTICS

STC	AE14TXXXVHC16B5R			
Nominal Maximum Power (Pmax)	570 W	575 W	580 W	585 W
Optimum Operating Voltage (Vmp)	44.37 V	44.56 V	44.75 V	44.94 V
Open Circuit Voltage (Voc)	52.39 V	52.60 V	52.80 V	53.01 V
Optimum Operating Current (Imp)	12.85 A	12.91 A	12.97 A	13.02 A
Short Circuit Current (Isc)	13.54 A	13.59 A	13.65 A	13.71 A
Module Efficiency	22.08%	22.27%	22.47%	22.66%
Operating Temperature (°C)	-40°C ~ +85°C			
Maximum System Voltage	1500 V DC (IEC)			
Maximum Series Fuse Rating	30 A			
Power Tolerance	0, +5Wp			

STC: Irradiance 1000 W/m², Cell Temperature 25°C, AM=1.5
PLSIND reserves the right to adjust the listed parameters without notice.

NOCT	AE14TXXXVHC16B5R			
Nominal Maximum Power (Pmax)	427 W	431 W	435 W	439 W
Optimum Operating Voltage (Vmp)	41.67 V	41.85 V	42.03 V	42.2 V
Open Circuit Voltage (Voc)	49.40 V	49.59 V	49.79 V	49.98 V
Optimum Operating Current (Imp)	10.26 A	10.31 A	10.35 A	10.41 A
Short Circuit Current (Isc)	10.91 A	10.95 A	11.00 A	11.04 A

NOCT: Irradiance 800 W/m², ambient temperature 20°C, AM=1.5, wind speed 1m/s.
PLSIND reserves the right to adjust the listed parameters without notice.

BIFACIAL GAIN (80±10%)	AE14TXXXVHC16B5R			
5% Power Pmax	598.5W	603.7W	609W	614.2W
10% Power Pmax	627W	632.5W	638W	643.5W
25% Power Pmax	712.5W	718.7W	725W	731.2W

• Bifacial gain depends on the power plant design and albedo of installation site
• Power Bifaciality=Pmax(Rear)/Pmax(Front) and Pmax Front are tested under STC Measuring Tolerance: ±3%

TEMPERATURE CHARACTERISTICS

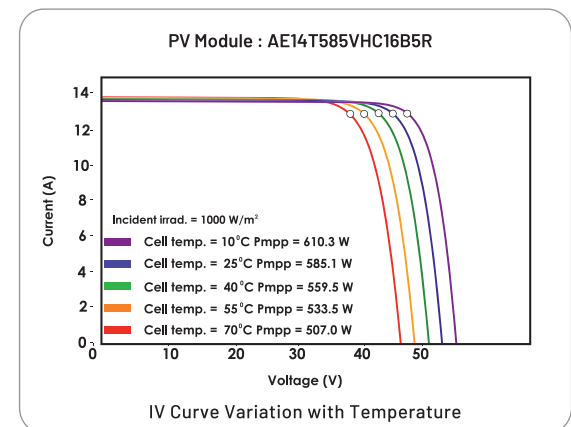
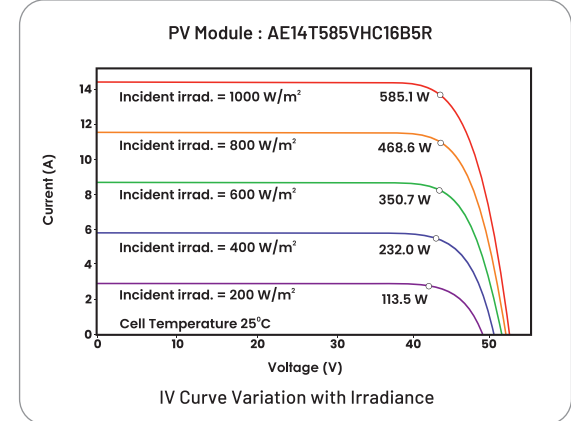
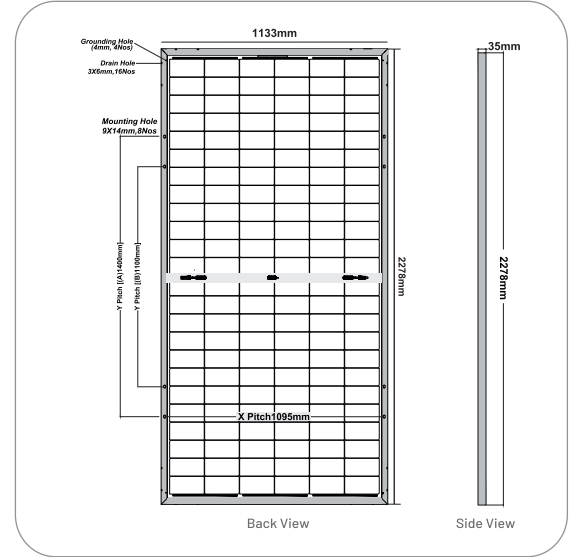
Temperature Coefficient of Pmax(γ)	-0.2909 %/°C
Temperature Coefficient of Voc(β)	-0.2261 %/°C
Temperature Coefficient of Isc(α)	0.0265 %/°C

MECHANICAL CHARACTERISTICS

Cell Type	N-type TOPCon 91mm * 182mm
No. of Cells	144 (12x6 12x6)
Dimensions	2278 x 1133 x 35 mm
Weight	33 kg
Front Glass	2.0 mm Semi-tempered glass
Rear Cover	2.0 mm Semi-tempered glass
Frame	Anodized aluminium alloy
Junction Box	3 Split, IP68 Rated
Output Cables	4.0 mm ² (-) 300 mm and (+) 300 mm in Length
Connectors	MC4 Compatible

PACKAGING CONFIGURATION

Container	40FT
Pieces per pallet	31
Pallets per container	20
Pieces per container	620



PLSIND stands for Panasonic Life Solutions India Pvt. Ltd.

Panasonic Life Solutions India Pvt. Ltd.

Registered Office: 12th Floor, Ambience Tower, Ambience Island, NH-48, Gurugram, Haryana - 122 002.

In case of consumer complaints, contact Customer Care Executive: 3rd Floor, B Wing, I-Think Techno Campus, Pokhran Road No 2, Thane (West) - 400607, Maharashtra.

T: (91 22) 42228888 | F: (91 22) 42228888 | Customer care no.: (022) 41304130 | WhatsApp No: 91360 28606

Email: solar@in.panasonic.com | www.isin.panasonic.com

Information on how to install and operate this product is available in the installation instruction. All values indicated in this data sheet are subject to change without prior announcement. The specifications may vary slightly. All specifications are in accordance with standard EN 50380. Color differences of the modules relative to the figures as well as discolorations of/in the modules which do not impair their proper functioning are possible and do not constitute a deviation from the specification.

Mono PERC Bifacial

535-555 Wp

144 Half-Cell Bifacial Module
AE14HXXXVHC10B3



21.50%
Maximum
Efficiency

12 YEARS
Product
Warranty

25 YEARS
Performance
Warranty

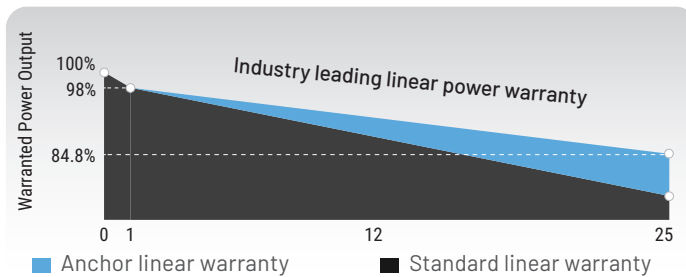
0+5W
Positive Power
Tolerance

75% +/- 10%
Bifaciality
Factor

Industry-Leading Warranty based on Nominal Power

2% First Year
Degradation

0.55% Annual
Degradation



Low Temperature
Coefficient - 0.3210%/°C



Withstands Harsh Environment



Apt for Ground Mount and
Commercial & Industrial use



Tested for wind load (2400 pascals)
& Snow load (5400 pascals)



Superior Resistance
PID to effects to LID and PID



Higher Energy yield with rear
side generation.

Quality Test
and Certification



* Please refer to PLSIND Standard Module Installation Manual for details. ** Please refer to PLSIND Product Warranty for details.

Mono PERC

535-555 Wp

144 Half-Cell Monofacial Module
AE14HXXXVHC10B



12 YEARS
Product
Warranty

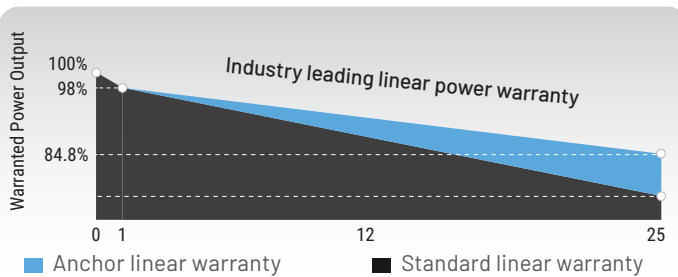
25 YEARS
Performance
Warranty

21.50%
Maximum
Efficiency

0+5W
Positive Power
Tolerance

Industry-Leading Warranty based on Nominal Power

2% First Year Degradation | **0.55%** Annual Degradation



Low Temperature
Coefficient $-0.3303\%/^{\circ}\text{C}$



Withstands Harsh Environment



Apt for Residential and
Commercial & Industrial use



Tested for wind load (3800 pascals)
& Snow load (5400 pascals)



Superior Resistance to
effects to LID and PID



Highly Reliable IP68 Rated Junction Box

Quality Test
and Certification



Certifications and standards:
IEC 61215, IEC 61730, IEC 61701,
IEC 62804, IEC 62716



AE14HXXXVHC10B

ELECTRICAL CHARACTERISTICS

STC	AE14HXXXVHC10B				
Wattage, Wp	535 W	540W	545 W	550W	555W
Voltage at Max Power, Vmax	41.72 V	41.86	42.01 V	42.14 V	42.28 V
Open Circuit Voltage, Voc	49.64 V	49.78 V	49.91 V	50.06 V	50.20 V
Current at Max Power, Imax	12.83 A	12.91 A	12.98 A	13.06 A	13.13 A
Short Circuit Current, Isc	13.47 A	13.53 A	13.59 A	13.65 A	13.71 A
Module Efficiency	20.74%	20.94%	21.13%	21.32%	21.50%
Operating Temperature (°C)	-40°C ~ +85 °C				
Maximum System Voltage	1500 V DC (IEC)				
Maximum Series Fuse Rating	25 A				
Power Tolerance	0, +5Wp				

STC: Irradiance 1000 W/m², Cell Temperature 25°C, AM=1.5
 # PLSIND reserves the right to adjust the listed parameters without notice.

NOCT	AE14HXXXVHC10B				
Maximum Power at NOCT, Wp	396 W	400 W	403 W	407 W	411 W
Voltage at Max Power, Vmax	38.42 V	38.54 V	38.68 V	38.80V	38.93V
Open Circuit Voltage, Voc	46.68 V	46.82 V	46.94 V	47.09 V	47.21 V
Current at Max Power, Imax	10.31 A	10.37 A	10.43 A	10.49 A	10.55 A
Short Circuit Current, Isc	10.91 A	10.96A	11.01 A	11.06 A	11.11 A

NOCT: Irradiance 800 W/m², ambient temperature 20 °C, AM=1.5, wind speed 1m/s.
 # PLSIND reserves the right to adjust the listed parameters without notice.

TEMPERATURE CHARACTERISTICS

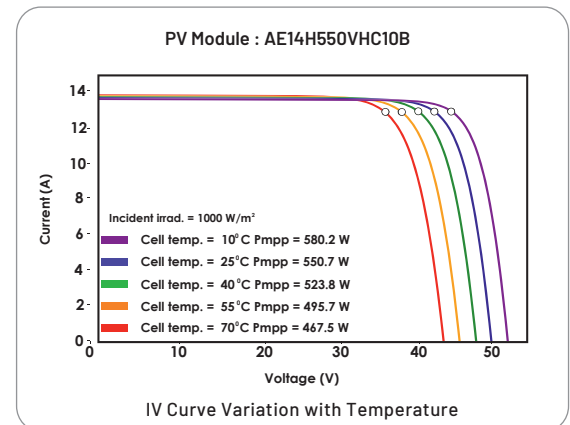
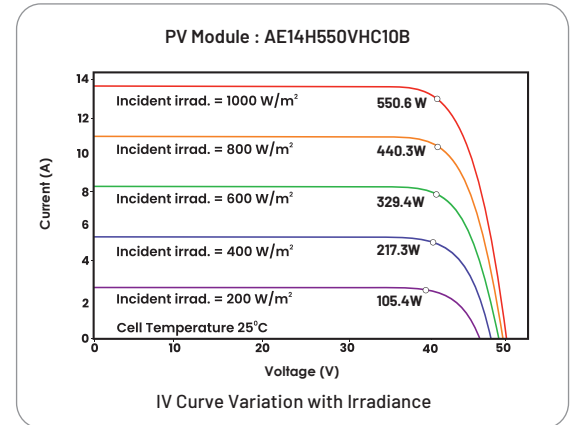
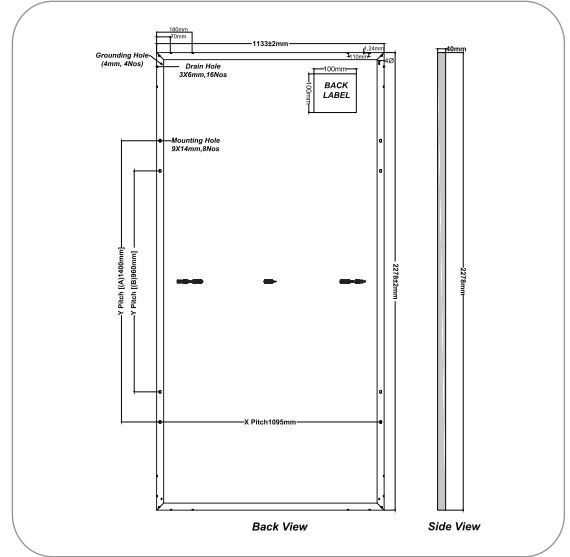
Temperature Coefficient of Pmax(γ)	-0.3303 %/°C
Temperature Coefficient of Voc(β)	-0.2470 %/°C
Temperature Coefficient of Isc(α)	0.0297 %/°C

MECHANICAL CHARACTERISTICS

Cell Type	Mono PERC 91 mm * 182mm
No.of Cells	144 (12x6 II 12x6)
Dimensions	2278 x 1133 x 40 mm
Weight	28.6 kg
Front Glass	3.2mm, High Transmission, Low Iron, Tempered glass
Frame	Anodized aluminium alloy
Junction Box	3 Split, IP68 Rated
Output Cables	4.0 mm ² (-) 300 mm and (+) 300 mm in Length
Connectors	MC4 Compatible

PACKAGING CONFIGURATION

Container	32'GP
Pieces per pallet	27
Pallets per container	16
Pieces per container	432



PLSIND stands for Panasonic Life Solutions India Pvt. Ltd.

Panasonic Life Solutions India Pvt. Ltd.

Registered Office: 12th Floor, Ambience Tower, Ambience Island, NH-48, Gurugram, Haryana - 122 002.

In case of consumer complaints, contact Customer Care Executive: 3rd Floor, B Wing, I-Think Techno Campus, Pokhran Road No 2, Thane (West) - 400607, Maharashtra.

T: (9122) 42228888 | F: (9122) 42228888 | Customer care no.: (022) 41304130 | WhatsApp No: 91360 28606

Email: solar@in.panasonic.com | www.lsin.panasonic.com

Information on how to install and operate this product is available in the installation instruction. All values indicated in this data sheet are subject to change without prior announcement. The specifications may vary slightly. All specifications are in accordance with standard EN 50380. Color differences of the modules relative to the figures as well as discolorations of/in the modules which do not impair their proper functioning are possible and do not constitute a deviation from the specification.